NARRATIVE

To: Mountain Village Design Review Board
Re: Lot AR-52R Design Review Process Submittal
Date: April 7, 2021

Project Description:

This project is a new single-family residence of 3,970 gross square feet on three floors that is proposed to step down the site as it slopes downhill from south to north.

The proposed access drive and motor court are located at the southeast corner of the lot which is the highest part of the lot. The two-car garage is proposed to be located at the southwest corner of the lot in order to allow the motor court to be located in the southeast corner in order to provide for optimal sun exposure for snow melt.

The proposed massing of the house and the rooflines step up the lot similar to the slope of the lot. The low-pitched shed roofs echo the slope of the lot. The views are primarily to the northwest and northeast and the house and windows open up to these two sides.

The exterior materials are to be a blend of dark and mid gray colors with a small amount of dark browns. The roof is proposed to be standing seam metal roofing with a charcoal color. There will be stone veneer, wood siding and accents of large metal siding.

Thanks for your thoughtful consideration of this proposal.

Regards,

Peter B. Lundeen,
Architect

Lot AR-52R				
123 Adams Way				
Lot size	0.228 acre			
Zone District	Single family			
Zoning Designations	Single family			
Floor Area				
Lower Level	1229.1			
Mechanical		67.5		
Main Level	1056.7			
Garage		625		
Upper Level	991.8			
	3277.6	692.5	**3970.1**	**gross sq. ft.**
Lot Coverage				
	3,588.0	sq. ft. footprint		
	0.228	acres		
	43,560	sq. ft. per acre		
	9,940.00	sq. ft. lot size		
	36.10%	lot coverage		
Max Build. Height	**34'-11"**			
Ave. Bldg. Height	**26'-0 3/4"**			
Parking				
Required & provided	2 in garge			

LAWSON OVERLOOK
BC125
205 LAWSON OVERLOOK BC124
203 LAWSON OVERLOOK BC123
201 LAWSON OVERLOOK BC122
LAWSON OVERLOOK
114 LAWSON OVERLOOK BC105
112 LAWSON OVERLOOK BC106
110 LAWSON OVERLOOK BC107
108 LAWSON OVERLOOK BC513A
106 LAWSON OVERLOOK BC513D
104 LAWSON OVERLOOK BC513E
235 ADAMS RANCH ROAD 615-1C
Tract 515
OSP–21A
128 VALLEY VIEW RD BC118
126 VALLEY VIEW RD BC119
124 VALLEY VIEW RD BC120
122 VALLEY VIEW RD BC121
111 LAWSON OVERLOOK BC108
VALLEY VIEW ROAD
OVERLOOK
121 VALLEY VIEW RD BC111
107 LAWSON OVERLOOK BC109
OS–615D
105 LAWSON OVERLOOK BC110R
239 ADAMS RANCH ROAD 615-2CR
245 ADAMS RANCH ROAD 616A
247 ADAMS RANCH ROAD 616B
249 ADAMS RANCH ROAD 616C
125 VALLEY VIEW RD BC113
127 VALLEY VIEW RD BC114
129 VALLEY VIEW RD BC115
123 VALLEY VIEW RD BC112
Tract 514
215 ADAMS RCH 615-3AR
225 ADAMS RANCH ROAD 615-BR1
101 LAWSON OVERLOOK 615-BR3
OSP–31
OS–AR1
OS–AR2
AR–OS–B
OS–615
126 ADAMS WAY AR-58
122 ADAMS WAY AR-56
124 ADAMS WAY AR-57
120 ADAMS WAY AR-55
129 SINGLETREE AR-29
126 SINGLETREE AR-28
124 SINGLETREE AR-27
213 ADAMS RANCH RD AR-19
226 ADAMS RANCH RD 637A
224 ADAMS RANCH RD 637B
220 ADAMS RANCH RD 638AR
129 ADAMS WAY AR-59
123 ADAMS WAY AR-52
121 ADAMS WAY C4R
125 ADAMS WAY AR-53
118 ADAMS WAY AR-54
127 ADAMS WAY AR-60
OS–AR3
127 SINGLETREE AR-30
122 SINGLETREE AR-26
125 LAWSON POINT AR-25
119 ADAMS WAY AR-51
114 ADAMS WAY AR-48
112 ADAMS WAY AR-47
116 ADAMS WAY AR-49
110 ADAMS WAY AR-45
125 SINGLETREE AR-31
123 SINGLETREE AR-32
120 SINGLETREE AR-20
211 ADAMS RANCH RD AR-17
218 ADAMS RANCH RD 638B
216 ADAMS RANCH RD 638-C
10
126 LAWSON POINT AR-24R
124 LAWSON POINT AR23
OS AR-4
117 ADAMS WAY AR-50
115 ADAMS WAY AR-41
113 ADAMS WAY AR–40
111 ADAMS WAY AR-39
121 SINGLETREE AR-33
112 SINGLETREE AR-16
214 ADAMS RANCHRD 619
OSP–52
AR–OS–DR
110 SINGLETREE AR15
108 SINGLETREE AR14
106 SINGLETREE AR13
AR–OS–C
122 LAWSON POINT AR8
120 LAWSON POINT AR9
118 LAWSON POINT AR10
116 LAWSON POINT AR11
114 LAWSON POINT AR-37
121 LAWSON POINT AR6
119 LAWSON POINT AR5
117 LAWSON POINT AR4
115 LAWSON POINT AR3
113 LAWSON POINT AR2
111 LAWSON POINT AR1
107 LAWSON POINT 613-B
101,102, 103,105 LAWSON POINT 613C
100 SINGLETREE AR-36
102 SINGLETREE AR-35
104 SINGLETREE AR-34
11
158 DOUBLE EAGLE DRIVE 634
154 DOUBLE EAGLE DRIVE 633
150 DOUBLE EAGLE DRIVE 632
148 DOUBLE EAGLE DRIVE 631
144 DOUBLE EAGLE DRIVE 630
OSP–32
102 628P
DOUBLE EAGLE
ADAMS RANCH ROAD
TRACT A–14
OSP–19
ADAMS WAY
SINGLETREE RIDGE
176 ADAMS RANCH ROAD 715
5
LONE FIR LANE
129 RUSSELL

Lot AR-52R Materials

Stone Veneer

Lot AR-52R Materials

Stained or Reclaimed Wood Siding similar to these images

Lot AR-52R Materials

Standing Seam Metal Roofing – Charcoal Grey

Metal siding to be similar but in metal strips – see elevations

BERRIDGE MANUFACTURING COMPANY
KYNAR 500®/HYLAR 5000® COLOR FINISHES

(210) 650-3050
www.berridge.com

Standard Colors

Premium Colors

Berridge premium colors require a nominal surcharge.

Natural Metal Finish

Berridge Acrylic-Coated Galvalume® is a coated sheet product that combines the corrosion resistance of Galvalume® steel sheet with a clear, organic resin applied to the top side and bottom side of Galvalume® substrate.

Metallic Colors

Berridge metallic colors are premium finishes which require a nominal surcharge.

Please consult the BMC Technical department at Technical@Berridge.com for LEED and Energy Star compliance information.
Due to limitations in the printing process, please request actual color chips for accurate color viewing.

ENERGY STAR PARTNER Energy Star is only valid in the United States.

COLORS

WOOD TYPES

Choose the wood species that best complements your project's interior.

PINE | DOUGLAS FIR | MAHOGANY

PREFINISHED PINE INTERIOR COLORS

Custom interior finishes, unfinished or primed and ready-to-paint are also available.

WHITE	BRIGHT WHITE	LINEN WHITE	ARTISAN GREIGE	NATURAL STAIN	WHEAT STAIN	GOLDEN OAK STAIN	EARLY AMERICAN STAIN
PROVINCIAL STAIN	DARK MAHOGANY STAIN	RED MAHOGANY STAIN	ESPRESSO STAIN	SKYLINE GRAY STAIN	CHARCOAL STAIN	BLACK STAIN	

ALUMINUM-CLAD EXTERIOR COLORS

Our low-maintenance EnduraClad® exterior finish resists fading. Take durability one step further with EnduraClad Plus which also resists chalking and corrosion.[8]

WHITE	TAN	PUTTY	BROWN	CLASSIC WHITE	VANILLA CREAM	POPLAR WHITE	ALMOND
SAND DUNE	HONEYSUCKLE	FOSSIL	PORTOBELLO	DEEP OLIVE	AUBURN BROWN	FRENCH ROAST	SUMMER SAGE
HEMLOCK	HARTFORD GREEN	MORNING SKY GRAY	ELDRIDGE GRAY	IRON ORE	BLACK	NAVAL	STORMY BLUE
REAL RED	BRICK RED	CRANBERRY					

Custom colors are also available.

ADDED SECURITY

INSYNCTIVE® TECHNOLOGY

Integrated wireless security sensors maintain aesthetics, streamline security installation and ensure no warranty loss is caused by post-installation drilling. Sensors are compatible with major security panel systems. For more information, go to connectpella.com.

[1] Some Pella products may not meet ENERGY STAR® guidelines in Canada. For more information, contact your local Pella sales representative or go to energystar.gc.ca.

[2] Based on comparing written limited warranties of leading national wood window and wood patio door brands. See written limited warranty for details, including exceptions and limitations, at installpella.com/warranties or contact Pella Customer Service.

[3] Performance ratings vary based on product configuration.

[4] Color-matched to your product's interior and exterior color.

[5] Appearance of exterior grille color may vary depending on the Low-E insulating glass selection.

[6] Flush multi-slide handle is a Pella exclusive design.

[7] Flush multi-slide handle is not available in Antique Brass, Champagne or Polished Nickel.

[8] EnduraClad Plus protective finish is not available with all colors. See your local Pella sales representative for availability.

© 2019 PELLA CORPORATION • 102 MAIN STREET • PELLA, IOWA 50219 • ASCB2B0919

Pella® Architect Series® Contemporary WOOD

Modern wood windows and patio doors featuring smart styling and clean sightlines

Interior

Exterior

- **SLEEK DESIGNS AND EXPANSIVE GLASS**
  Achieve that sophisticated style you are looking for with our industry-leading contemporary design. A narrow frame and sash provide more expansive glass and an unobstructed view.
- **ENHANCED STYLE OPTIONS**
  Meet your unique project specifications with extensive size options, square grille widths, finishes, wood types and glass options.
- **EXPANSIVE CUSTOM CAPABILITIES**
  Work with Pella's dedicated, custom design teams to bring your project vision to life with custom sizes, configurations and installation solutions.
- **AUTHENTIC LOOK OF TRUE DIVIDED LIGHT**
  Pella's Integral Light Technology® grilles use the industry's only foam spacer to create the most authentic look of true divided light, by casting a more realistic shadow.
- **INTERIOR FINISH OPTIONS**
  From light to dark to modern gray, Pella Architect Series Contemporary wood windows and patio doors are available in an array of on-trend colors. Pine interiors are available in four paints, 11 stains or primed and ready-to-paint.
- **MINIMALIST HARDWARE AND MODERN FINISHES**
  Choose from Pella's exclusively designed hardware to complement the other modern fixtures in the home.
- **OPTIONAL INTEGRATED SECURITY SENSORS**
  Thoughtfully designed to live discreetly in the frame, wireless sensors with Pella Insynctive® technology maintain aesthetics without voiding the warranty. Sensors compatible with major security panels and home automation systems.
- **ENERGY STAR® CERTIFIED[1]**
  You don't have to sacrifice performance for design. Pella Architect Series Contemporary products are the most modern windows and doors available with options to meet or exceed ENERGY STAR® in all 50 states.[1]
- **LONG-LASTING DURABILITY**
  Aluminum-clad exteriors with EnduraClad® finish is applied in an overlapping fashion on windows for exceptional protection. Pella's exclusive EnduraGuard® wood protection is applied after the pieces have been cut and milled, but prior to final assembly.
- **THE BEST LIMITED LIFETIME WARRANTY[2]**
  Pella Architect Series Contemporary products are covered by the best limited lifetime warranty for wood windows and patio doors in the industry.[2]
- **TESTING BEYOND REQUIREMENTS**
  At Pella, our products are tested beyond requirements to help ensure they have long-lasting performance and reduce call-backs for you.

AVAILABLE IN THESE WINDOW & PATIO DOOR STYLES:

Fixed and special shape windows also available.

[1,2] See back cover for disclosures.

PRODUCT SPECIFICATIONS

WINDOW & PATIO DOOR STYLES	MIN. WIDTH	MIN. HEIGHT	MAX. WIDTH	MAX. HEIGHT	PERFORMANCE CLASS AND GRADE	PERFORMANCE VALUES U-FACTOR	SHGC	STC	FRAME / INSTALL
AWNING	17"	17"	59″	73″	LC30-LC50	0.25-0.30	0.19-0.50	25-31	Block Frame
CASEMENT	17"	17"	35″	73″	LC30-LC50	0.25-0.30	0.19-0.50	25-31	
FIXED CASEMENT	17"	17"	59″	73″	LC30-LC50	0.25-0.30	0.19-0.50	25-31	
IN-SWING HINGED PATIO DOOR (SINGLE)	24″	48"	48″	119-½"	LC40-LC55	0.25-0.29	0.14-0.40	31-32	
IN-SWING HINGED PATIO DOOR (DOUBLE)	48″	79-½"	96″	119-½"	LC40-LC55	0.25-0.29	0.14-0.40	31-32	
OUT-SWING HINGED PATIO DOOR (SINGLE)	24″	48"	48″	119-½"	LC40-LC70	0.25-0.30	0.14-0.39	30-36	
OUT-SWING HINGED PATIO DOOR (DOUBLE)	48″	48"	96″	119-½"	LC40-LC70	0.25-0.30	0.14-0.39	30-36	
SLIDING PATIO DOOR (O)	30-¾"	74"	60-¾"	119-½"	LC30-LC70	0.25-0.31	0.18-0.51	–	
SLIDING PATIO DOOR (OX, XO)	59-¼"	74"	119-½"	119-½"	LC30-LC70	0.25-0.31	0.18-0.51	29-35	
SLIDING PATIO DOOR (OXO)	90"	74"	180″	119-½"	LC30-LC70	0.25-0.31	0.18-0.51	–	
SLIDING PATIO DOOR (OXXO)	116-⅛"	74"	236-⅛"	119-½"	LC30-LC70	0.25-0.31	0.18-0.51	–	
MULTI-SLIDE PATIO DOOR	41-⅞"	50-½"	713-⅝"	119-½"	R15-LC25[3]	0.30-0.36	0.15-0.46	–	For more info visit PellaADM.com
BIFOLD PATIO DOOR	31-¾"	51-½"	312"	119-½"	R15-R25[3]	0.26-0.44	0.13-0.45	–	

WINDOW SIZES AVAILABLE IN 1/8" INCREMENTS
Special sizes available. For more information regarding performance, visit installpella.com/performance.
Visit PellaADM.com for specific sizes and glazings tested and for more information regarding frame and installation types.

GRILLES

GRILLES

Choose the look of true divided light or make cleaning easier by selecting grilles-between-the-glass.

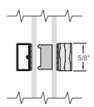

SQUARE INTEGRAL LIGHT TECHNOLOGY®[4] 5/8″

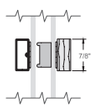

SQUARE INTEGRAL LIGHT TECHNOLOGY®[4] 7/8″

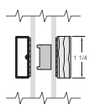

SQUARE INTEGRAL LIGHT TECHNOLOGY®[4] 1 1/4″

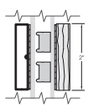

SQUARE INTEGRAL LIGHT TECHNOLOGY®[4] 2″

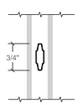

ALUMINUM GRILLES-BETWEEN-THE-GLASS[5] 3/4″

[3,4,5] See back cover for disclosures.

WINDOW HARDWARE

MODERN COLLECTION

Achieve the ultimate contemporary look with exclusive hardware designed by Pella.

FOLD-AWAY CRANK
Saldo

FINISHES:
CHAMPAGNE | WHITE | BROWN | MATTE BLACK | BRIGHT BRASS | OIL-RUBBED BRONZE | SATIN NICKEL | POLISHED CHROME | POLISHED NICKEL

PATIO DOOR HARDWARE

MODERN COLLECTION

BALDWIN

Select modern hardware created in collaboration with Baldwin® to achieve the ultimate contemporary look with sleek finishes.

HINGED & BIFOLD PATIO DOOR HANDLE
Spiere

SLIDING & MULTI-SLIDE PATIO DOOR HANDLE
Plazo

MULTI-SLIDE PATIO DOOR HANDLE[4,7]

FINISHES:
MATTE BLACK | SATIN NICKEL | POLISHED CHROME | POLISHED NICKEL

CLASSIC COLLECTION

BALDWIN

Choose timeless pieces, created in collaboration with Baldwin Hardware, for a look that will never go out of style.

HINGED & BIFOLD PATIO DOOR HANDLE
Locus | Virago

SLIDING & MULTI-SLIDE PATIO DOOR HANDLE
Ambrose

MULTI-SLIDE PATIO DOOR HANDLE[4,7]

FINISHES:
MATTE BLACK | OIL-RUBBED BRONZE | SATIN NICKEL | BRIGHT BRASS | ANTIQUE BRASS

RUSTIC COLLECTION

BALDWIN

Stand out with bold looks, created in collaboration with Baldwin hardware, to obtain an utterly unique aesthetic.

HINGED PATIO DOOR HANDLES
Rustiek | Gusto

SLIDING PATIO DOOR HANDLE
Notus

FINISHES:
DISTRESSED BRONZE | DISTRESSED NICKEL

ESSENTIAL COLLECTION

Elevate your style and transform your home with elegant selections.

HINGED & BIFOLD PATIO DOOR HANDLE

SLIDING PATIO DOOR HANDLE

MULTI-SLIDE PATIO DOOR HANDLE[4,7]

FINISHES:
CHAMPAGNE | WHITE | BROWN | MATTE BLACK | OIL-RUBBED BRONZE | SATIN NICKEL | BRIGHT BRASS

[6,7] See back cover for disclosures.

CONTEMPORARY

Seals tight and locks easily.

Architect Series® casement windows feature the SureLock® System that reaches out to pull the window sash against the weatherstripping to form a tight seal against drafts, making them more energy-efficient. Plus, Pella's patented Unison Lock System secures casement and awning windows in two places with a single, easy-to-reach handle.

EnduraGuard® Wood Protection

Lasting beauty.

EnduraGuard® wood protection offers advanced protection against the effects of moisture, decay, stains from mold and mildew – as well as termite damage. This proven immersion-treatment method will help ensure that Pella® wood windows and patio doors look and perform beautifully for years.

Pella EnduraGuard wood protection.



Pella's casement window after 7 months of exposure to moisture.*

Competitor's pressure-treated wood.



Stain mold present after 7 months of field-testing a competitor's pressure-treated wood.*

Pella — LIMITED — LIFETIME WARRANTY

The confidence of added protection.

Pella products are backed by some of the strongest warranties in the business. See written limited warranty for details, including exceptions and limitations, at pella.com/warranty.

* For testing purposes, the seal between the bottom rail and the glass was compromised in both casement units tested.

Beautifully functional hardware.

Our exclusive new selection of window hardware and Baldwin® patio door collaborations were designed to add the perfect finishing touch to your Pella® products. Each traditional or contemporary style is available in a diverse palette of striking finishes – allowing for a personal design statement.

HARDWARE STYLES

Styles from the Essential collection shown.

HARDWARE FINISHES

Pella's hardware is available in a variety of complementary finishes for windows and patio doors to help you curate a cohesive look.

Champagne	White	Brown	Matte Black	Bright Brass	Satin Nickel
Oil-Rubbed Bronze	Antique Brass	Distressed Bronze	Distressed Nickel	Polished Chrome	Polished Nickel

Complement a modern frame.

The sleek design of your Architect Series® contemporary casement window hardware balances the frame's minimalist style with your home's modern aesthetic. And you'll love the convenience of our fold-away cranks.

* Dual sash lifts are standard on large windows.

ALUMINUM-CLAD EXTERIORS

Pella's low-maintenance EnduraClad® exterior finish resists fading, so your windows and patio doors stay looking great for years. Take this beauty and durability one step further with Pella EnduraClad Plus[2] protective finish that provides exceptional weatherability. Plus, Pella offers virtually unlimited custom color options for a unique look.

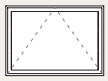

GLAZING PERFORMANCE - TOTAL UNIT

Aluminum-Clad Exterior

Vent Awning and Large Awning

Glazing Thickness	Type of Glazing	NFRC Certified Product #	Glass (mm)		Gap Fill	Performance Values 1				Shaded Areas Meet ENERGY STAR® Performance Criteria in Zones Shown							
			Ext.	Int.		U-Factor	SHGC	VLT	CR	U. S. Zone				Canada 2 ER	Canada 2 Zone		
VENT UNITS										N	NC	SC	S		1	2	3
11/16"	Clear IG	PEL-N-30-13234-00001	3	3	air	0.45	0.53	0.56	44								
	with grilles-between-the-glass	PEL-N-30-13431-00001				0.44	0.49	0.51	44								
	with integral grilles	PEL-N-30-13438-00001				0.44	0.49	0.51	44								
11/16"	Advanced Low-E IG	PEL-N-30-13229-00002	3	3	argon	0.28	0.26	0.48	61					20			
	with grilles-between-the-glass	PEL-N-30-13423-00002				0.28	0.23	0.43	61					18			
	with integral grilles	PEL-N-30-13426-00002				0.29	0.23	0.43	61								
11/16"	SunDefense™ Low-E IG	PEL-N-30-13230-00002	3	3	argon	0.28	0.19	0.44	61					16			
	with grilles-between-the-glass	PEL-N-30-13424-00002				0.28	0.18	0.40	61								
	with integral grilles	PEL-N-30-13427-00002				0.28	0.18	0.40	61								
11/16"	AdvancedComfort Low-E IG	PEL-N-30-13233-00001	3	3	argon	0.25	0.25	0.47	47					23			
	with grilles-between-the-glass	PEL-N-30-13430-00001				0.25	0.23	0.42	47					22			
	with integral grilles	PEL-N-30-13437-00001				0.27	0.23	0.42	47					20			
11/16"	NaturalSun Low-E IG	PEL-N-30-13231-00002	3	3	argon	0.29	0.47	0.54	61					31			
	with grilles-between-the-glass	PEL-N-30-13425-00002				0.29	0.43	0.49	60					28			
	with integral grilles	PEL-N-30-13428-00002				0.29	0.43	0.49	60					28			
TINTED GLAZING																	
11/16"	Bronze Advanced Low-E IG	PEL-N-30-13271-00001	5	3	argon	0.29	0.23	0.31	59								
	with grilles-between-the-glass	PEL-N-30-13507-00001				0.30	0.21	0.28	59								
	with integral grilles	PEL-N-30-13513-00001				0.30	0.21	0.28	59								
11/16"	Gray Advanced Low-E IG	PEL-N-30-13272-00001	5	3	argon	0.29	0.21	0.26	59								
	with grilles-between-the-glass	PEL-N-30-13508-00001				0.30	0.19	0.24	59								
	with integral grilles	PEL-N-30-13514-00001				0.30	0.19	0.24	59								
11/16"	Green Advanced Low-E IG	PEL-N-30-13273-00001	5	3	argon	0.29	0.26	0.42	59								
	with grilles-between-the-glass	PEL-N-30-13509-00001				0.30	0.24	0.38	59								
	with integral grilles	PEL-N-30-13515-00001				0.30	0.24	0.38	59								
HIGH ALTITUDE GLAZING																	
11/16"	Advanced Low-E IG	PEL-N-30-13235-00001	3	3	air	0.32	0.26	0.48	55								
	with grilles-between-the-glass	PEL-N-30-13432-00001				0.32	0.24	0.43	55								
	with integral grilles	PEL-N-30-13439-00001				0.32	0.24	0.43	55								
11/16"	SunDefense Low-E IG	PEL-N-30-13236-00001	3	3	air	0.31	0.20	0.44	56								
	with grilles-between-the-glass	PEL-N-30-13433-00001				0.32	0.18	0.40	56								
	with integral grilles	PEL-N-30-13440-00001				0.32	0.18	0.40	56								
11/16"	AdvancedComfort Low-E IG	PEL-N-30-13238-00001	3	3	air	0.28	0.25	0.47	43					19			
	with grilles-between-the-glass	PEL-N-30-13435-00001				0.28	0.23	0.42	43					18			
	with integral grilles	PEL-N-30-13442-00001				0.29	0.23	0.42	43								
11/16"	NaturalSun Low-E IG	PEL-N-30-13237-00001	3	3	air	0.32	0.47	0.54	55					27			
	with grilles-between-the-glass	PEL-N-30-13434-00001				0.33	0.43	0.49	55								
	with integral grilles	PEL-N-30-13441-00001				0.33	0.43	0.49	55								

R-Value = 1/U-Factor
SHGC = Solar Heat Gain Coefficient
VLT % = Visible Light Transmission
CR = Condensation Resistance
ER = Canadian Energy Rating

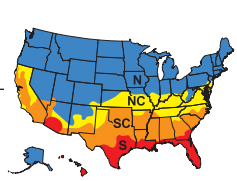

(1) Glazing performance values are calculated for Pine using NFRC 100, NFRC 200 and NFRC 500. Thermal performance of other wood species may vary. ENERGY STAR® values are updated to 2016 (Version 6) criteria.

(2) The values shown are based on Canada's updated ENERGY STAR® 2015 initiative.

Based on unit size, some products will use 2.5 mm glass that will have equivalent or improved performance from what is shown.

See the Product Performance section for more detailed information or visit www.energystar.gov for Energy Star guidelines.

EXT 1

A contemporary reinterpretation of the classic barn light, ours has a sleek sensibility that transcends its utilitarian tradition. Held aloft by an elegant scrolling arm, the slender frame encircles a spare, open grill and an inset LED-powered disk that radiates a diffuse glow.

FINISH OPTIONS

Pewter

Lacquered Burnished Brass

Bronze

DETAILS

- Burnished Brushed Aluminum finish is handcrafted of aluminum; all other finishes are handcrafted of solid brass
- Lacquered Burnished Brass finish has been lacquered to preserve its color
- Bronze finish is applied to live solid brass and will naturally darken and patina over time; a light coat of wax protects the finish and allows it to age gracefully to a darker patina. The finish will darken faster in areas where the fixture is handled; the use of gloves is recommended.
- Fitted with an integrated 18W LED panel; 1250 lumens
- LED life span 25,000 hours; color temperature 2700K
- LED panel is replaceable; professional installation required
- Dimmer switch compatible; can only be used with an ELV trailing-edge dimmer
- 110-120V manufactured to US standards for US and Canadian markets. Requires outlet adapter and voltage converter for use internationally

Shown in Bronze.

GRAHAM SCONCE

EXT 1

Starting at
~~$895~~ Regular
$715 Final Sale
$572 Member

A contemporary reinterpretation of the classic barn light, ours has a sleek sensibility that transcends its utilitarian tradition. Held aloft by an elegant scrolling arm, the slender frame encircles a spare, open grill and an inset LED-powered disk that radiates a diffuse glow.

FINISH OPTIONS

Pewter

Lacquered Burnished Brass

Bronze

DETAILS

DIMENSIONS

16" SCONCE INSTALLATION INSTRUCTIONS

14" SCONCE INSTALLATION INSTRUCTIONS

Type:
BEGA Product:
Project:
Modified:

Application
Designed to provide down lighting effects for interior and exterior locations featuring narrow beam light distribution.

Materials
Luminaire housing constructed of die-cast marine grade, copper free (≤ 0.3% copper content) A360.0 aluminum alloy
Clear safety glass
Reflector made of pure anodized aluminum
Silicone applied robotically to casting, plasma treated for increased adhesion
High temperature silicone gasket
Mechanically captive stainless steel fasteners

NRTL listed to North American Standards, suitable for wet locations
Protection class IP 64
Weight: 3.5 lbs

Electrical

Operating voltage	120-277 V AC
Minimum start temperature	-40° C
LED module wattage	4.0 W
System wattage	6.0 W
Controllability	0-10V dimmable
Color rendering index	Ra > 80
Luminaire lumens	318 lumens (3000K)
LED service life (L70)	60,000 hours

LED color temperature

☐ 4000K - Product number + **K4 (*EXPRESS*)**
○ 3500K - Product number + **K35**
○ 3000K - Product number + **K3 (*EXPRESS*)**
○ 2700K - Product number + **K27**
○ Amber - Product number + **AMB**

Wildlife friendly amber LED - Optional
Luminaire is optionally available with a narrow bandwidth, amber LED source (585-600nm) approved by the FWC. This light output is suggested for use within close proximity to sea turtle nesting and hatching habitats. Electrical and control information may vary from standard luminaire.

LED module wattage	4.5 W (Amber)
System wattage	8.8 W (Amber)
Luminaire lumens	90 lumens (Amber)

BEGA can supply you with suitable LED replacement modules for up to 20 years after the purchase of LED luminaires - see website for details

Finish
All BEGA standard finishes are matte, textured polyester powder coat with minimum 3 mil thickness.

Available colors ☐ Black (BLK) ○ White (WHT) ○ RAL:
○ Bronze (BRZ) ○ Silver (SLV) ○ CUS:

Wall luminaires with light in downward direction

	LED	β	A	B	C
33 580	4.0 W	23°	4 3/8	7 1/2	5

β = Beam angle

BEGA 1000 BEGA Way, Carpinteria, CA 93013 (805) 684-0533 info@bega-us.com

Due to the dynamic nature of lighting products and the associated technologies, luminaire data on this sheet is subject to change at the discretion of BEGA North America. For the most current technical data, please refer to bega-us.com
© copyright BEGA 2018

Model: WL-LED200

LEDme® Step Light

WAC LIGHTING
Responsible Lighting®

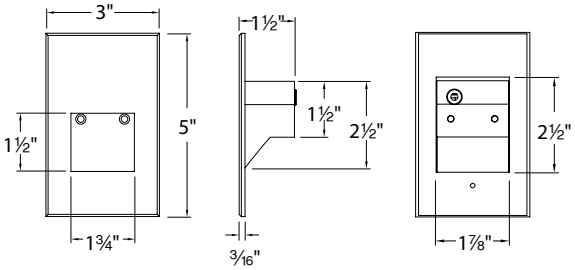

Fixture Type: BKV

Catalog Number:

Project:

Location:

PRODUCT DESCRIPTION

Vertical rectangle LEDme® Step Light. Designed for safety and style on stairways, patios, decks, balcony areas, walkways and building perimeters. Features an architectural design. Energy efficient for long-lasting indoor and outdoor lighting solutions. Creates an attractive, romantic impression at night.

FEATURES

- 316 marine grade cast stainless steel (SS) available
- Direct wiring, no driver needed
- Low profile, flush to wall aesthetics with no visible hardware
- Turtle friendly (AM, RD colors)
- 40,000 hour rated life
- Balanced lighting, free of shadows with minimum glare
- Up to 200 fixtures can be connected in parallel
- Replaceable LED module
- 5 year WAC Lighting product warranty

SPECIFICATIONS

Construction: Die-cast aluminum or 316 marine grade cast stainless steel

Power: Direct wiring, no remote driver needed. Input voltage: 120V or 277V AC 50/60Hz

Light Source: 3000K CCT Samsung HV-AC High Power LED, CRI: 85
Optional color lenses. Total power consumption of 3.9W

Mounting: Fits into 2" × 4" J-Box with minimum inside dimensions of 3"L × 2"W × 2"H

Includes bracket for J-Box mount. See next page for spacing recommendations

Dimming: Dim to 10% with electronic low voltage (ELV) dimmer
Approved dimmers: Lutron Skylark SELV-300P-WH and Leviton Vizia VPE04

Standards: IP66, UL & cUL Listed for wet locations

FIXTURE PERFORMANCE

Model #	Lm	Model #	Lm	Model #	Lm	Model #	Lm	Model #	Lm
WL-LED200-C-SS	36	**WL-LED200-C-BK**	27	**WL-LED200-C-WT**	63	**WL-LED200-C-BN**	27	**WL-LED200-C-BZ**	29
WL-LED200-AM-SS	21	**WL-LED200-AM-BK**	16	**WL-LED200-AM-WT**	31	**WL-LED200-AM-BN**	16	**WL-LED200-AM-BZ**	17
WL-LED200-RD-SS	2	**WL-LED200-RD-BK**	2	**WL-LED200-RD-WT**	4	**WL-LED200-RD-BN**	2	**WL-LED200-RD-BZ**	2
WL-LED200-BL-SS	4	**WL-LED200-BL-BK**	3	**WL-LED200-BL-WT**	7	**WL-LED200-BL-BN**	3	**WL-LED200-BL-BZ**	4
WL-LED200F-C-SS	33	**WL-LED200F-C-BK**	23	**WL-LED200F-C-WT**	54	**WL-LED200F-C-BN**	23	**WL-LED200F-C-BZ**	26
WL-LED200F-AM-SS	18	**WL-LED200F-AM-BK**	13	**WL-LED200F-AM-WT**	27	**WL-LED200F-AM-BN**	13	**WL-LED200F-AM-BZ**	14
WL-LED200F-RD-SS	2	**WL-LED200F-RD-BK**	1.5	**WL-LED200F-RD-WT**	3	**WL-LED200F-RD-BN**	1.5	**WL-LED200F-RD-BZ**	2
WL-LED200F-BL-SS	4	**WL-LED200F-BL-BK**	3	**WL-LED200F-BL-WT**	4	**WL-LED200F-BL-BN**	3	**WL-LED200F-BL-BZ**	3

ORDER NUMBER

Model #		Color			Finish	
WL-LED200	*120V*	**C**	*White*	*3000K*	**SS**	*Stainless Steel*
WL-LED200F	*277V*	**AM**	*Amber*	*610nm*	**BK**	*Black*
		RD	*Red*	*640nm*	**WT**	*White*
		BL	*Blue*	*450nm*	**BN**	*Brushed Nickel*
					BZ	*Bronze*

FINISHES

SS **BK** **WT** **BN** **BZ**

____ – ____ – ____

Example: **WL-LED200F-AM-BZ**

WAC Lighting
www.waclighting.com
Phone (800) 526.2588 • Fax (800) 526.2585

Headquarters/Eastern Distribution Center
44 Harbor Park Drive • Port Washington, NY 11050
Phone (516) 515.5000 • Fax (516) 515.5050

Western Distribution Center
1750 Archibald Avenue • Ontario, CA 91760
Phone (800) 526.2588 • Fax (800) 526.2585

WAC Lighting retains the right to modify the design of our products at any time as part of the company's continuous improvement program. APR 2014

Model: WL-LED200

LEDme® Step Light

WAC LIGHTING
Responsible Lighting®

Spacing Recommendations for Optimal Light Distribution

Corridors / Hallways

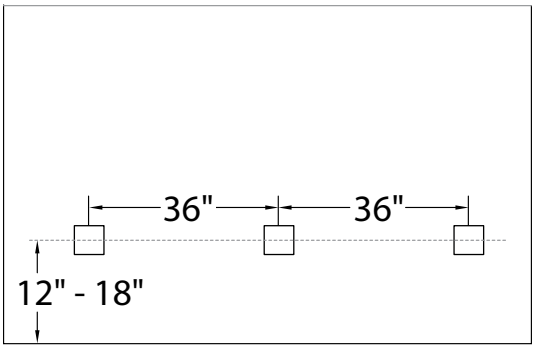

Stairs - Wall Mount

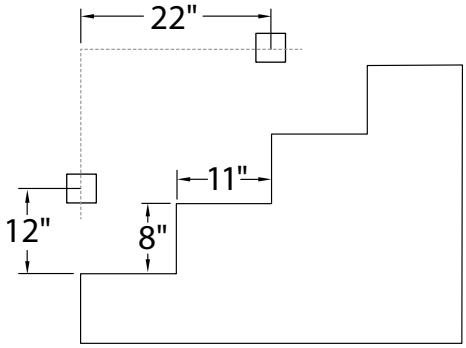

Stairs - Step Mount

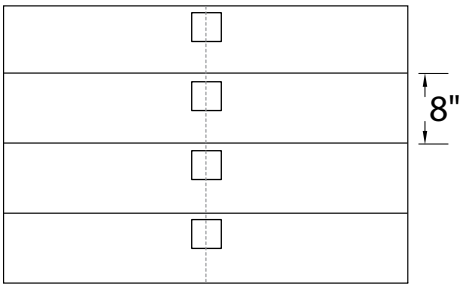

Mount in center of stair as close to the upper tread as possible.
For best results use one light per step for steps narrower than 5'.

WAC Lighting
www.waclighting.com
Phone (800) 526.2588 • Fax (800) 526.2585

Headquarters/Eastern Distribution Center
44 Harbor Park Drive • Port Washington, NY 11050
Phone (516) 515.5000 • Fax (516) 515.5050

Western Distribution Center
1750 Archibald Avenue • Ontario, CA 91760
Phone (800) 526.2588 • Fax (800) 526.2585

WAC Lighting retains the right to modify the design of our products at any time as part of the company's continuous improvement program. APR 2014

Catalog #: Type: AX

Project: Date:

Notes:

3” Eco-Downlight

IC Air-Tight Adjustable New Construction Housing

Round or Square

Wattage	CCT	Delivered Lumens	Efficacy
13W	2700K	1000lm	77lpw
13W	3000K	1200lm	92lpw
21W	2700K	1700lm	81lpw
21W	3000K	1850lm	88lpw
21W	3500K	2000lm	95lpw

Lumens will vary depending on optic, finish & trim type

Dimensions



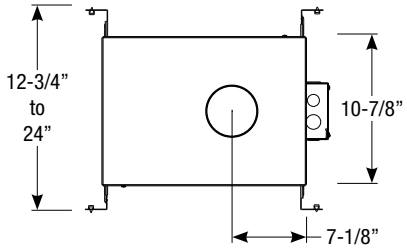

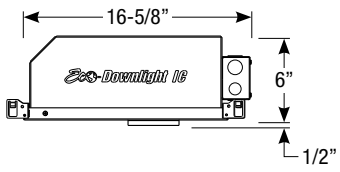

Ceiling Cut-out: 3-7/8” Ø

LED Light Engine
- 13W LED with 2700K or 3000K @ 90 CRI
- 21W LED with 2700K, 3000K or 3500K @ 90 CRI
- 2 SDCM binning
- 50,000 hours at 70% lumen maintenance (L70)

Field Replaceable Dimming Driver
- 13W Low power density (LPD) housings include an universal ELV / Triac driver with 120-277V input
- 21W housings are available with remote Lutron Hi-Lume® or universal 0-10V / ELV / Triac driver

Optics
50º flood optic included (10º, 30º and 80º optic are available, must specify)

Adjustability
359º horizontal rotation and 45º tilt

Housing
- Aluminum air-tight housing with black power coat finish (Note: polycell spray-in foam insulation must be kept 3” from housing)
- Cold rolled steel junction box with black anodized finish, (4) 1/2” and (4) 3/4” trade size knockouts

Mounting
- Includes (2) galvanized steel adjustable bar hangers
- Accommodates ceiling thickness up to 1”

Trim
- Available in round or square aluminum trim, consult factory for custom finishes
- Available in open reflector, baffle, shower or wall wash trims
- Flush mount adapter and trimless mud plate available

Accessories
Accommodates (2) accessories, a media holder is required.

Emergency
Remote inverter operates for 90 minutes with remote test switch available, requires above ceiling access.

Listing/Warranty
- Five (5) year limited warranty
- UL listed to US and Canadian standards for damp locations (wet location when used with shower trim)
- Meets ASTM E283 standards
- CEC (Title 24) Listed when used with reflector or baffle

5 YEAR LIMITED WARRANTY · c UL us LISTED · TITLE 24 COMPLIANT

Housing Order Matrix (Example: EDL-ADJ-27-5)

Installation Type	CCT / CRI	Rev	Wattage / Driver
EDL-ADJ (IC)	☐ -27 (2700K / 90 CRI) ☐ -30 (3000K / 90 CRI) ☐ -35[1] (3500K / 90 CRI)	-5	☐ (blank) (21W / ERP, Universal Dim, Triac/ELV/0-10V 10% 120-277V) ☐ -LR1 (21W / Remote Lutron Hi-lume® 2-Wire 1% 120V) ☐ -LPD[2] (13W / ERP, Universal Dim, Triac/ELV 10% 120-277V

1. Not available with 13W LPD driver
2. Available in 2700K and 3000K only

Accessories (Note: Media holder required)

- ☐ EDL-MHLDR-4 (Media Holder - required)
- ☐ EDL-FT-4 (Frosted Lens)
- ☐ EDL-MP-4 (Solite Lens)
- ☐ EDL-CL-4 (Clear Lens)
- ☐ EDL-LN-4 (Linear Spread Lens)

Optics

- ☐ EDL-10-OPTIC-5 (10º Spot)
- ☐ EDL-30-OPTIC-4 (30º Narrow Flood)
- ☐ EDL-50-OPTIC-4 (50º Flood)
- ☐ EDL-80-OPTIC-4 (80º Wide Flood)

Emergency

- ☐ EM-1000 (25W LED Remote Inverter)
- ☐ EM-1002 (10W LED Remote Emergency Driver)
- ☐ EM-1003 (35W LED Remote Inverter)
- ☐ EM-1004 (50W LED Remote Inverter)

Revised 01/08/18

14508 Nelson Ave. City of Industry, CA 91744 • tel: 626.336.4511 • fax: 626.330.4266 • www.csllighting.com
©2018 Creative Systems Lighting, A Division of Troy-CSL Lighting, Inc.
All rights reserved. Subject to change without notice.

3” Eco-Downlight Adjustable Accent Reflector

IC Air-Tight Adjustable New Construction Housing

Round or Square

Catalog #: Type:

Project: Date:

Notes:

Adjustable Accent Reflector Trim Order Matrix (Example: EDL-1302-4)

Series	Aperture / Finish	Rev
EDL	☐ **-1300** (Round / Clear Alzak Reflector / White Flange) ☐ **-1301** (Round / Black Alzak Reflector / White Flange) ☐ **-1302** (Round / Clear Alzak Reflector / Satin Aluminum Flange) ☐ **-1303** (Round / Black Alzak Reflector / Satin Aluminum Flange) ☐ **-1304** (Round / Haze Reflector / White Flange) ☐ **-1305** (Round / Haze Reflector / Satin Aluminum Flange) ☐ **-1306** (Round / White Reflector / White Flange) ☐ **-1307** (Round / Bronze Reflector / Bronze Flange) ☐ **-7000**[1] (Round / White Reflector / Trimless) ☐ **-7001**[1] (Round / Satin Aluminum Reflector / Trimless) ☐ **-7002**[1] (Round / Bronze Reflector / Trimless) ☐ **-7003**[1] (Round / Black Reflector / Trimless) ☐ **-1500** (Square / White Reflector / White Flange) ☐ **-1501** (Square / Black Reflector / White Flange) ☐ **-1502** (Square / Haze Reflector / White Flange) ☐ **-1503** (Square / Black Reflector / Satin Aluminum Flange) ☐ **-1504** (Square / Haze Reflector / Satin Aluminum Flange) ☐ **-1505** (Square / Bronze Reflector / Bronze Flange)	**-4**

1. Requires trimless mud plate, must specify

Dimensions

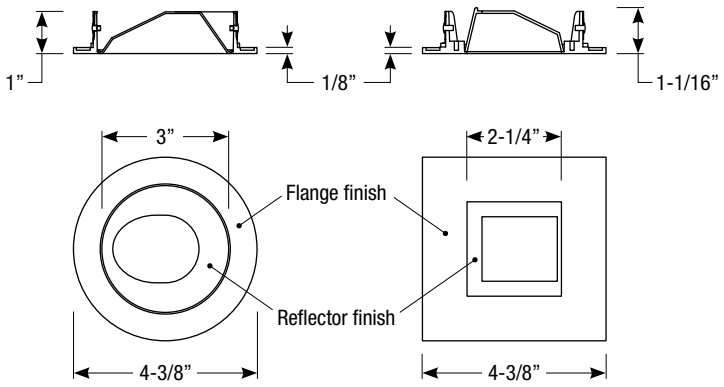

Note: Adjustable accent reflector allows full adjustability

Flush Mount Adapter

☐ **EDL-RD-FMA** (Round Flush Mount Adapter)
☐ **EDL-SQ-FMA** (Square Flush Mount Adapter)

Trimless Mud Plate

☐ **EDL-RD-TR-4** (Round Trimless Mud Plate)

EDL-1300-4
Clear Alzak Reflector
White Flange

EDL-1301-4
Black Alzak Reflector
White Flange

EDL-1302-4
Clear Alzak Reflector
Satin Aluminum Flange

EDL-1303-4
Black Alzak Reflector
Satin Aluminum Flange

EDL-1304-4
Haze Reflector
White Flange

EDL-1305-4
Haze Reflector
Satin Aluminum Flange

EDL-1306-4
White Reflector
White Flange

EDL-1307-4
Bronze Reflector
Bronze Flange

EDL-7000-4
White Reflector



EDL-7001-4
Satin Aluminum Reflector



EDL-7002-4
Bronze Reflector

EDL-7003-4
Black Alzak Reflector

EDL-1500-4
White Reflector
White Flange

EDL-1501-4
Black Reflector
White Flange



EDL-1502-4
Haze Reflector
White Flange

EDL-1503-4
Black Reflector
Satin Aluminum Flange

EDL-1504-4
Haze Reflector
Satin Aluminum Flange

EDL-1505-4
Bronze Reflector
Bronze Flange

Revised 01/08/18

14508 Nelson Ave. City of Industry, CA 91744 • tel: 626.336.4511 • fax: 626.330.4266 • www.csllighting.com
©2018 Creative Systems Lighting, A Division of Troy-CSL Lighting, Inc.
All rights reserved. Subject to change without notice.

CSL CREATIVE SYSTEMS LIGHTING

3” Eco-Downlight Open Reflector

IC Air-Tight Adjustable New Construction Housing

Round or Square

Catalog #: Type:

Project: Date:

Notes:

Open Reflector Trim Order Matrix (Example: EDL-1002-4)

Series	Aperture / Finish	Rev
EDL	☐ **-1000** (Round / Clear Alzak Reflector / White Flange) ☐ **-1001** (Round / Black Alzak Reflector / White Flange) ☐ **-1002** (Round / Clear Alzak Reflector / Satin Aluminum Flange) ☐ **-1003** (Round / Black Alzak Reflector / Satin Aluminum Flange) ☐ **-1004** (Round / Haze Reflector / White Flange) ☐ **-1005** (Round / Haze Reflector / Satin Aluminum Flange) ☐ **-1006** (Round / White Reflector / White Flange) ☐ **-1007** (Round / Bronze Reflector / Bronze Flange) ☐ **-5000**[1] (Round / White Reflector / Trimless) ☐ **-5001**[1] (Round / Satin Aluminum Reflector / Trimless) ☐ **-5002**[1] (Round / Bronze Reflector / Trimless) ☐ **-5003**[1] (Round / Black Reflector / Trimless) ☐ **-2000** (Square / White Reflector / White Flange) ☐ **-2001** (Square / Black Reflector / White Flange) ☐ **-2002** (Square / Haze Reflector / White Flange) ☐ **-2003** (Square / Black Reflector / Satin Aluminum Flange) ☐ **-2004** (Square / Haze Reflector / Satin Aluminum Flange) ☐ **-2005** (Square / Bronze Reflector / Bronze Flange)	**-4**

1. Requires trimless mud plate, must specify

Dimensions

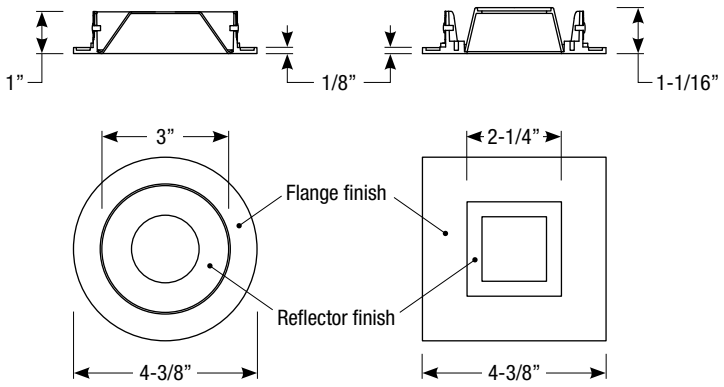

Note: Open reflector does not allow adjustable mechanism to tilt

Flush Mount Adapter

☐ **EDL-RD-FMA** (Round Flush Mount Adapter)
☐ **EDL-SQ-FMA** (Square Flush Mount Adapter)

Trimless Mud Plate

☐ **EDL-RD-TR-4** (Round Trimless Mud Plate)

EDL-1000-4
Clear Alzak Reflector
White Flange

EDL-1001-4
Black Alzak Reflector
White Flange

EDL-1002-4
Clear Alzak Reflector
Satin Aluminum Flange

EDL-1003-4
Black Alzak Reflector
Satin Aluminum Flange

EDL-1004-4
Haze Reflector
White Flange

EDL-1005-4
Haze Reflector
Satin Aluminum Flange

EDL-1006-4
White Reflector
White Flange

EDL-1007-4
Bronze Reflector
Bronze Flange

EDL-5000-4
White Reflector



EDL-5001-4
Satin Aluminum Reflector



EDL-5002-4
Bronze Reflector



EDL-5003-4
Black Alzak Reflector



EDL-2000-4
White Reflector
White Flange



EDL-2001-4
Black Reflector
White Flange

EDL-2002-4
Haze Reflector
White Flange

EDL-2003-4
Black Reflector
Satin Aluminum Flange

EDL-2004-4
Haze Reflector
Satin Aluminum Flange

EDL-2005-4
Bronze Reflector
Bronze Flange

Revised 01/08/18

14508 Nelson Ave. City of Industry, CA 91744 • tel: 626.336.4511 • fax: 626.330.4266 • www.csllighting.com
©2018 Creative Systems Lighting, A Division of Troy-CSL Lighting, Inc.
All rights reserved. Subject to change without notice.

3” Eco-Downlight Adjustable Baffle

IC Air-Tight Adjustable New Construction Housing

Round or Square

Catalog #: Type:

Project: Date:

Notes:

Adjustable Baffle Trim Order Matrix (Example: EDL-1402-4)

Series	Aperture / Finish	Rev
EDL	☐ **-1400** (Round / White Baffle / White Flange) ☐ **-1401** (Round / Black Baffle / White Flange) ☐ **-1402** (Round / Black Baffle / Satin Aluminum Flange) ☐ **-1403** (Round / Bronze Baffle / Bronze Flange) ☐ **-7100**[1] (Round / White Baffle / Trimless) ☐ **-7101**[1] (Round / Satin Aluminum Baffle / Trimless) ☐ **-7102**[1] (Round / Bronze Baffle / Trimless) ☐ **-7103**[1] (Round / Black Baffle / Trimless) ☐ **-1600** (Square / White Baffle / White Flange) ☐ **-1601** (Square / Black Baffle / White Flange) ☐ **-1602** (Square / Black Baffle / Satin Aluminum Flange) ☐ **-1603** (Square / Bronze Baffle / Bronze Flange)	**-4**

1. Requires trimless mud plate, must specify

Dimensions

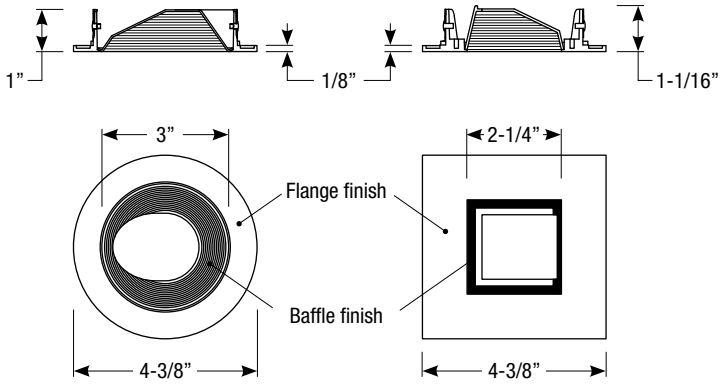

Flush Mount Adapter

☐ **EDL-RD-FMA** (Round Flush Mount Adapter)
☐ **EDL-SQ-FMA** (Square Flush Mount Adapter)

Trimless Mud Plate

☐ **EDL-RD-TR-4** (Round Trimless Mud Plate)

Note: Adjustable baffle allows full adjustability

Trim Finishes

EDL-1400-4
White Baffle
White Flange

EDL-1401-4
Black Baffle
White Flange

EDL-1402-4
Black Baffle
Satin Aluminum Flange

EDL-1403-4
Bronze Baffle
Bronze Flange



EDL-7100-4
White Baffle

EDL-7101-4
Satin Aluminum Baffle

EDL-7102-4
Bronze Baffle

EDL-7103-4
Black Baffle

EDL-1600-4
White Baffle
White Flange

EDL-1601-4
Black Baffle
White Flange

EDL-1602-4
Black Baffle
Satin Aluminum Flange

EDL-1603-4
Bronze Baffle
Bronze Flange



Revised 01/08/18

14508 Nelson Ave. City of Industry, CA 91744 • tel: 626.336.4511 • fax: 626.330.4266 • www.csllighting.com
©2018 Creative Systems Lighting, A Division of Troy-CSL Lighting, Inc.
All rights reserved. Subject to change without notice.

3” Eco-Downlight Baffle Downlight

IC Air-Tight Adjustable New Construction Housing

Round or Square

Catalog #: Type:

Project: Date:

Notes:

Baffle Downlight Trim Order Matrix (Example: EDL-1102-4)

Series	Aperture / Finish	Rev
EDL	☐ **-1100** (Round / White Baffle / White Flange) ☐ **-1101** (Round / Black Baffle / White Flange) ☐ **-1102** (Round / Black Baffle / Satin Aluminum Flange) ☐ **-1103** (Round / Bronze Baffle / Bronze Flange) ☐ **-5100**[1] (Round / White Baffle / Trimless) ☐ **-5101**[1] (Round / Satin Aluminum Baffle / Trimless) ☐ **-5102**[1] (Round / Bronze Baffle / Trimless) ☐ **-5103**[1] (Round / Black Baffle / Trimless) ☐ **-2100** (Square / White Baffle / White Flange) ☐ **-2101** (Square / Black Baffle / White Flange) ☐ **-2102** (Square / Black Baffle / Satin Aluminum Flange) ☐ **-2103** (Square / Bronze Baffle / Bronze Flange)	**-4**

1. Requires trimless mud plate, must specify

Flush Mount Adapter

☐ **EDL-RD-FMA** (Round Flush Mount Adapter)
☐ **EDL-SQ-FMA** (Square Flush Mount Adapter)

Trimless Mud Plate

☐ **EDL-RD-TR-4** (Round Trimless Mud Plate)

Dimensions

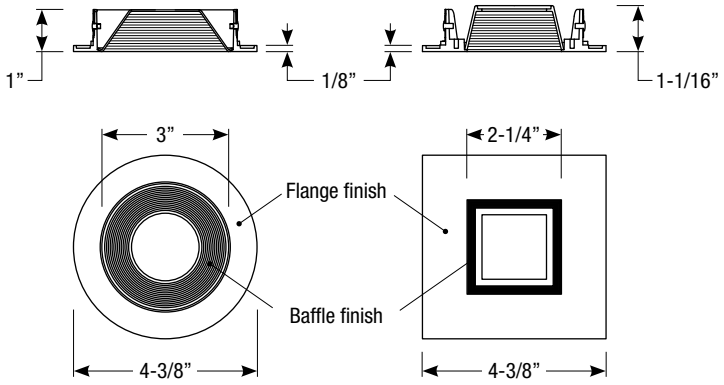

Note: Baffle downlight does not allow adjustable mechanism to tilt

Trim Finishes

EDL-1100-4
White Baffle
White Flange

EDL-1101-4
Black Baffle
White Flange

EDL-1102-4
Black Baffle
Satin Aluminum Flange

EDL-1103-4
Bronze Baffle
Bronze Flange

EDL-5100-4
White Baffle

EDL-5101-4
Satin Aluminum Baffle

EDL-5102-4
Bronze Baffle



EDL-5103-4
Black Baffle



EDL-2100-4
White Baffle
White Flange

EDL-2101-4
Black Baffle
White Flange

EDL-2102-4
Black Baffle
Satin Aluminum Flange

EDL-2103-4
Bronze Baffle
Bronze Flange



Revised 01/08/18

14508 Nelson Ave. City of Industry, CA 91744 • tel: 626.336.4511 • fax: 626.330.4266 • www.csllighting.com
©2018 Creative Systems Lighting, A Division of Troy-CSL Lighting, Inc.
All rights reserved. Subject to change without notice.

3” Eco-Downlight Shower / Adjustable Shower

IC Air-Tight Adjustable New Construction Housing

Round or Square

Catalog #: Type:

Project: Date:

Notes:

Shower Trim Order Matrix (Example: EDL-1201-4)

Series	Aperture / Finish	Rev
EDL	☐ **-1200** (Round Shower Trim / White Flange) ☐ **-1201** (Round Shower Trim / Satin Aluminum Flange) ☐ **-2200** (Square Shower Trim/ White Flange) ☐ **-2201** (Square Shower Trim/ Satin Aluminum Flange)	**-4**

Flush Mount Adapter

☐ **EDL-RD-FMA** (Round Flush Mount Adapter)
☐ **EDL-SQ-FMA** (Square Flush Mount Adapter)

EDL-1200-4
White Flange

EDL-1201-4
Satin Aluminum Flange

EDL-2200-4
White Flange

EDL-2201-4
Satin Aluminum Flange

Dimensions

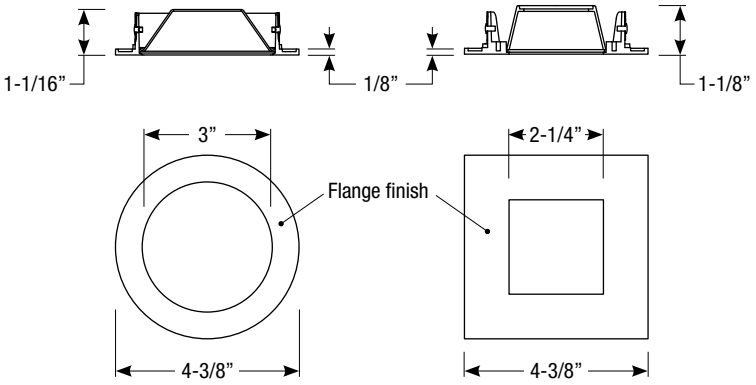

Note: Shower trim does not allow adjustable mechanism to tilt

Adjustable Shower Trim Order Matrix (Example: EDL-3000-4)

Series	Aperture / Finish	Rev
EDL	☐ **-3000** (Round Shower Trim / White Flange) ☐ **-3001** (Round Shower Trim / Satin Aluminum Flange) ☐ **-3002** (Round Shower Trim / Bronze Flange) ☐ **-4000** (Square Shower Trim/ White Flange) ☐ **-4001** (Square Shower Trim/ Satin Aluminum Flange) ☐ **-4002** (Square Shower Trim / Bronze Flange)	**-4**

Flush Mount Adapter

☐ **EDL-RD-FMA** (Round Flush Mount Adapter)
☐ **EDL-SQ-FMA** (Square Flush Mount Adapter)

EDL-3000-4
White Flange

EDL-3001-4
Satin Aluminum Flange

EDL-3002-4
Bronze Flange

EDL-4000-4
White Flange

EDL-4001-4
Satin Aluminum Flange

EDL-4002-4
Bronze Flange

Dimensions

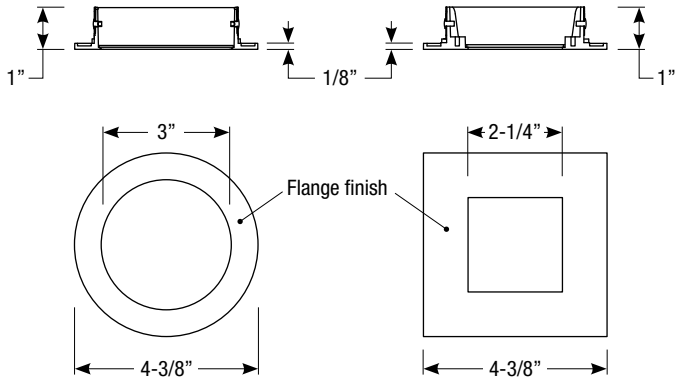

Note: Adjustable shower trim allows full adjustability

Revised 01/08/18

14508 Nelson Ave. City of Industry, CA 91744 • tel: 626.336.4511 • fax: 626.330.4266 • www.csllighting.com
©2018 Creative Systems Lighting, A Division of Troy-CSL Lighting, Inc.
All rights reserved. Subject to change without notice.

3” Eco-Downlight Wall Wash

IC Air-Tight Adjustable New Construction Housing

Round or Square

Catalog #: Type:

Project: Date:

Notes:

Wall Wash Order Matrix (Example: EDL-1702-4)

Series	Aperture / Finish	Rev
EDL	☐ **-1700** (Round / Single Wall Wash / White Flange) ☐ **-1701** (Round / Single Wall Wash / Satin Aluminum Flange) ☐ **-1702** (Round / Single Wall Wash / Bronze Flange) ☐ **-1800** (Round / Double Wall Wash / White Flange) ☐ **-1801** (Round / Double Wall Wash / Satin Aluminum Flange) ☐ **-1802** (Round / Double Wall Wash / Bronze Flange) ☐ **-2300** (Square / Single Wall Wash / White Flange) ☐ **-2301** (Square / Single Wall Wash / Satin Aluminum Flange) ☐ **-2302** (Square / Single Wall Wash / Bronze Flange) ☐ **-2400** (Square / Double Wall Wash / White Flange) ☐ **-2401** (Square / Double Wall Wash / Satin Aluminum Flange) ☐ **-2402** (Square / Double Wall Wash / Bronze Flange)	**-4**

Flush Mount Adapter

☐ **EDL-RD-FMA** (Round Flush Mount Adapter)
☐ **EDL-SQ-FMA** (Square Flush Mount Adapter)

Dimensions

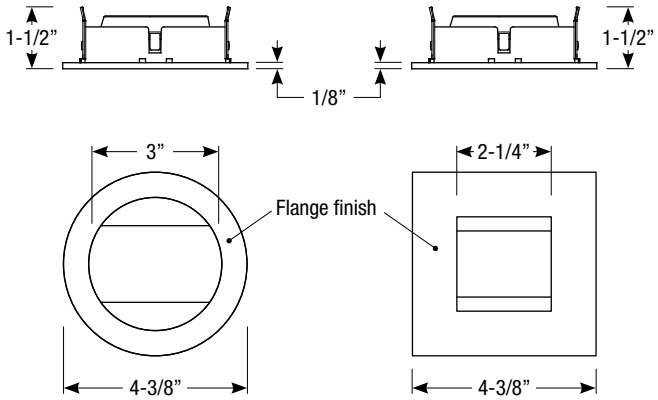

Trim Finishes

EDL-1700-4
Single Wall Wash
White Flange



EDL-1701-4
Single Wall Wash
Satin Aluminum Flange

EDL-1702-4
Single Wall Wash
Bronze Flange

EDL-1800-4
Double Wall Wash
White Flange



EDL-1801-4
Double Wall Wash
Satin Aluminum Flange



EDL-1802-4
Double Wall Wash
Bronze Flange



EDL-2300-4
Single Wall Wash
White Flange

EDL-2301-4
Single Wall Wash
Satin Aluminum Flange



EDL-2302-4
Single Wall Wash
Bronze Flange



EDL-2400-4
Double Wall Wash
White Flange

EDL-2401-4
Double Wall Wash
Satin Aluminum Flange



EDL-2402-4
Double Wall Wash
Bronze Flange



Revised 01/08/18

14508 Nelson Ave. City of Industry, CA 91744 • tel: 626.336.4511 • fax: 626.330.4266 • www.csllighting.com
©2018 Creative Systems Lighting, A Division of Troy-CSL Lighting, Inc.
All rights reserved. Subject to change without notice.

auroralight™

auroralight lifetime WARRANTY

TYPE:	**M1**
CAT. #: LSL6	

LSL6 CYCLOPS

Down Light
DL-BR-BLP
(Actual Size)

Surface Mount
SM-BR-BLP

Male Thread
1/2-BR-BLP

Flush Mount
FM-BR-BLP

Auroralight's new **LSL6** is a Micro-Directional X-Platform IP67 luminaire that features a Thermally Integrated™ and Field Serviceable LED module. The machined ball and socket design incorporates a remarkably small yet capable Cree® powered light engine. The easily replaceable, self-contained ball fits snugly into a precision machined socket for exceptional heat dissipation allowing this tiny luminaire to operate at 2 watts. Offered in 4 unique configurations, a multitude of finishes and 4 interchangeable optics; it is both inconspicuous and versatile.

Features include:

- 2 Watts
- Cree XLAMP® High Intensity (XP-L) LED
- 2700 or 3000K (CRI 80 typ.)
- Thermally Integrated™, Field Serviceable LED Module
- TRIAC Dimming to <10% typ.
- 12 VAC (Electronic or Magnetic Power Supply)
- Solid Copper and Brass Construction

Powered by CREE LEDs

LED

12V

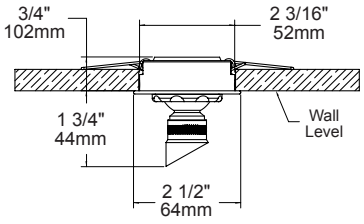

Down Light

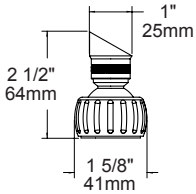

Surface Mount

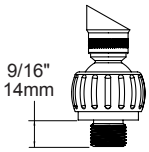

Male Thread

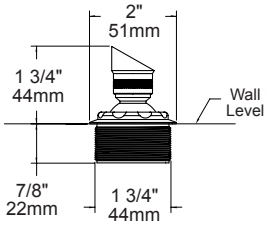

Flush Mount

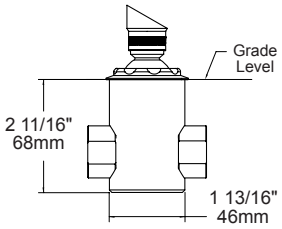

Flush Mount with optional Micro J-Box

ORDERING GUIDE LSL6: L (LED) SL (SPOTLIGHT) 6 X 1/8IN (SERIES)

RED INDICATES REQUIRED FIELD

CONFIGURATION
[DL] Down Light
[SM] Surface Mount
[1/2] Male Thread
[FM] Flush Mount

MATERIAL
[BR] Brass
[CU] Copper*

*Shroud, ball and base remains Brass

SHROUD
[60] 60° Angled
[NS] No Shroud

OPTIC
[N] 15° Narrow
[M] 25° Medium
[W] 40° Wide
[EL] Elliptical

LED
[27D] 2700K
[30D] 3000K
[45D] 4500K

[D] = Dimmable

MOUNT (Category Options)
FM: FLUSH MOUNT OPTION
[MJB] Micro J-Box
1/2: MALE THREAD MOUNTS
[G/S] Ground Stake
[D/S-X] Deluxe Spike (**9**" or **12**")
[9x18] Telescopic Riser
(Specify **5x10**, **7x14**, **9x18** or **11x22**)
[T/S] Tree Strap
[CP4] 4" Cover Plate
[SM3] 3" Surface Mount

[X] = Specify Length

FINISH
[NAT] Natural
[BLP] Bronze Living Patina
[PNI] Polished Nickel
[BNI] Brushed Nickel
[PAU] PVD Gold
[BLK] PVD Black
[PCR] PVD Chrome

FM OPTION

MJB
Provides 3 ports for multi-conduit entries

1/2 OPTIONS

G/S D/S 9x18 T/S CP4 SM3

FINISH OPTIONS

BR-BLP PNI BNI PAU BLK PCR

MADE IN THE USA

CARLSBAD, CA | PHONE 877 942 1179 | FAX 760 931 2916 | E-MAIL SALES@AURORALIGHT.COM | AURORALIGHT.COM

In a continuing product improvement program, Auroralight reserves the right to modify product specifications without notification. © 2015 Auroralight, Inc. 2-7-REV~7.0

LSL6-FM L (LED) SL (SPOTLIGHT) 6 (SERIES) - FM (FLUSH MOUNT)

M1 Address

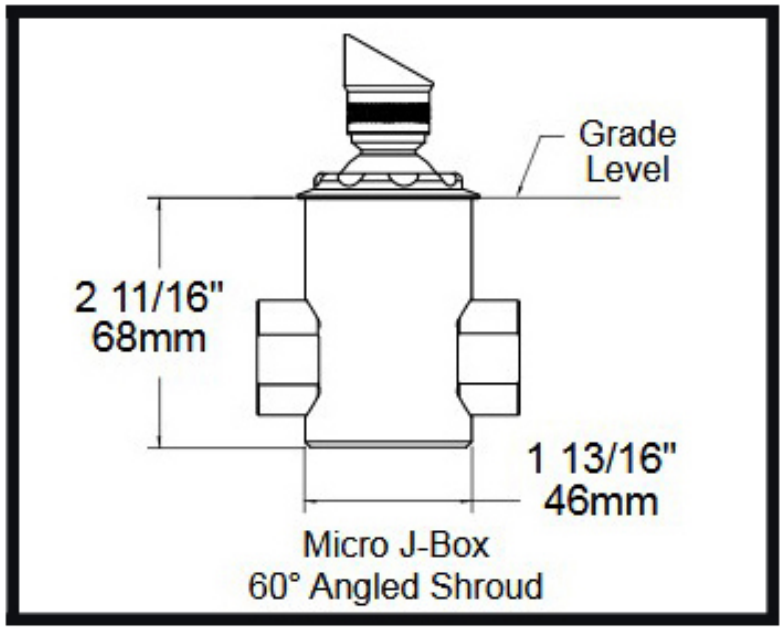

Micro J-Box
60° Angled Shroud

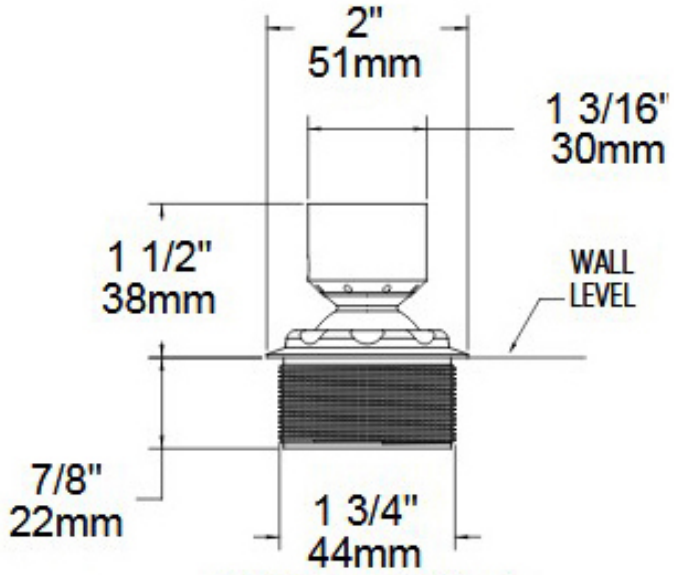

90° Shroud (Short)

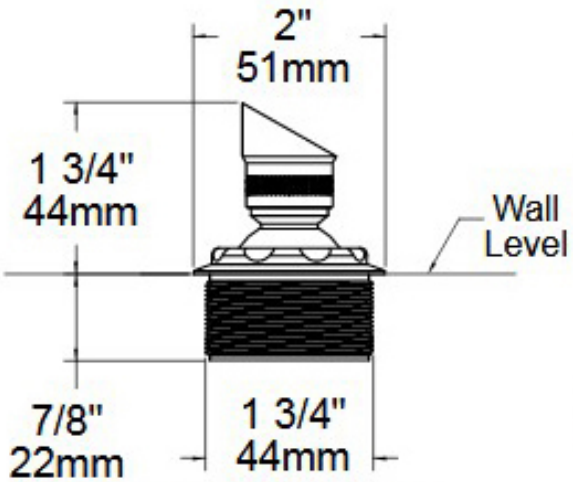

60° Angled Shroud

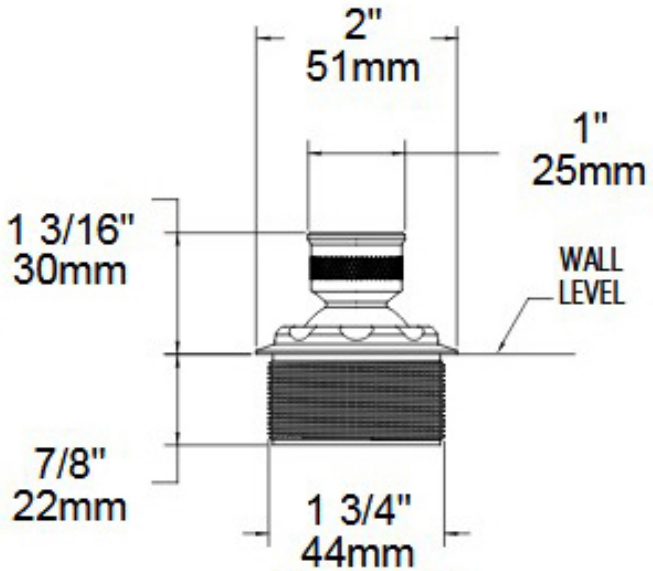

No Shroud

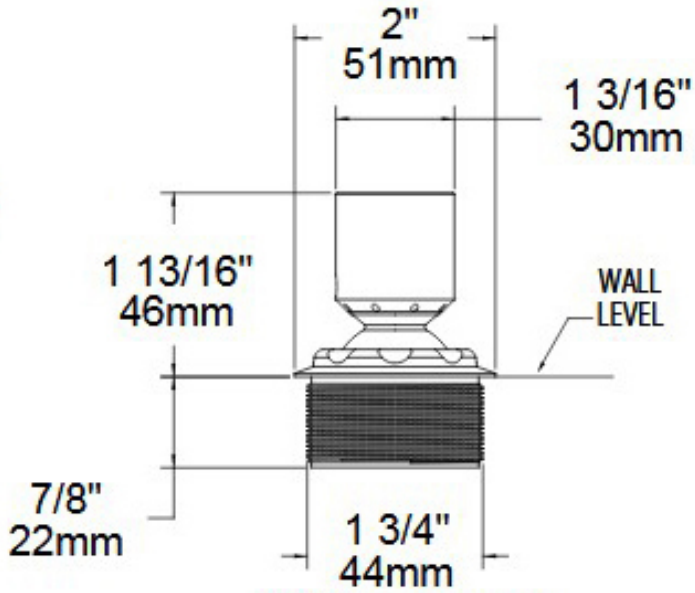

90° Shroud (Long)

AR52

ADDRESS MARKER

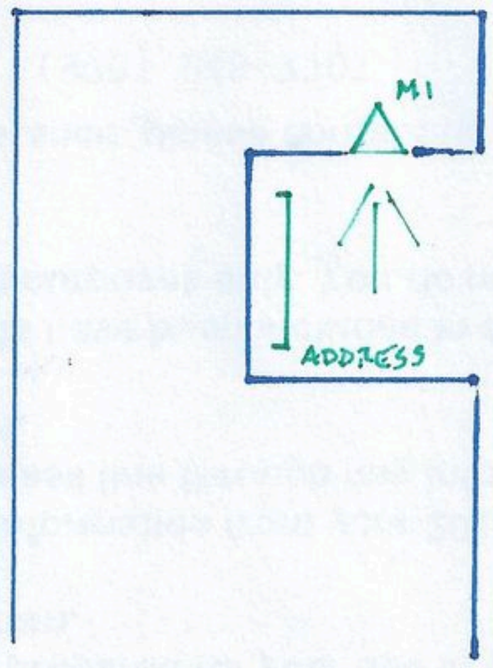

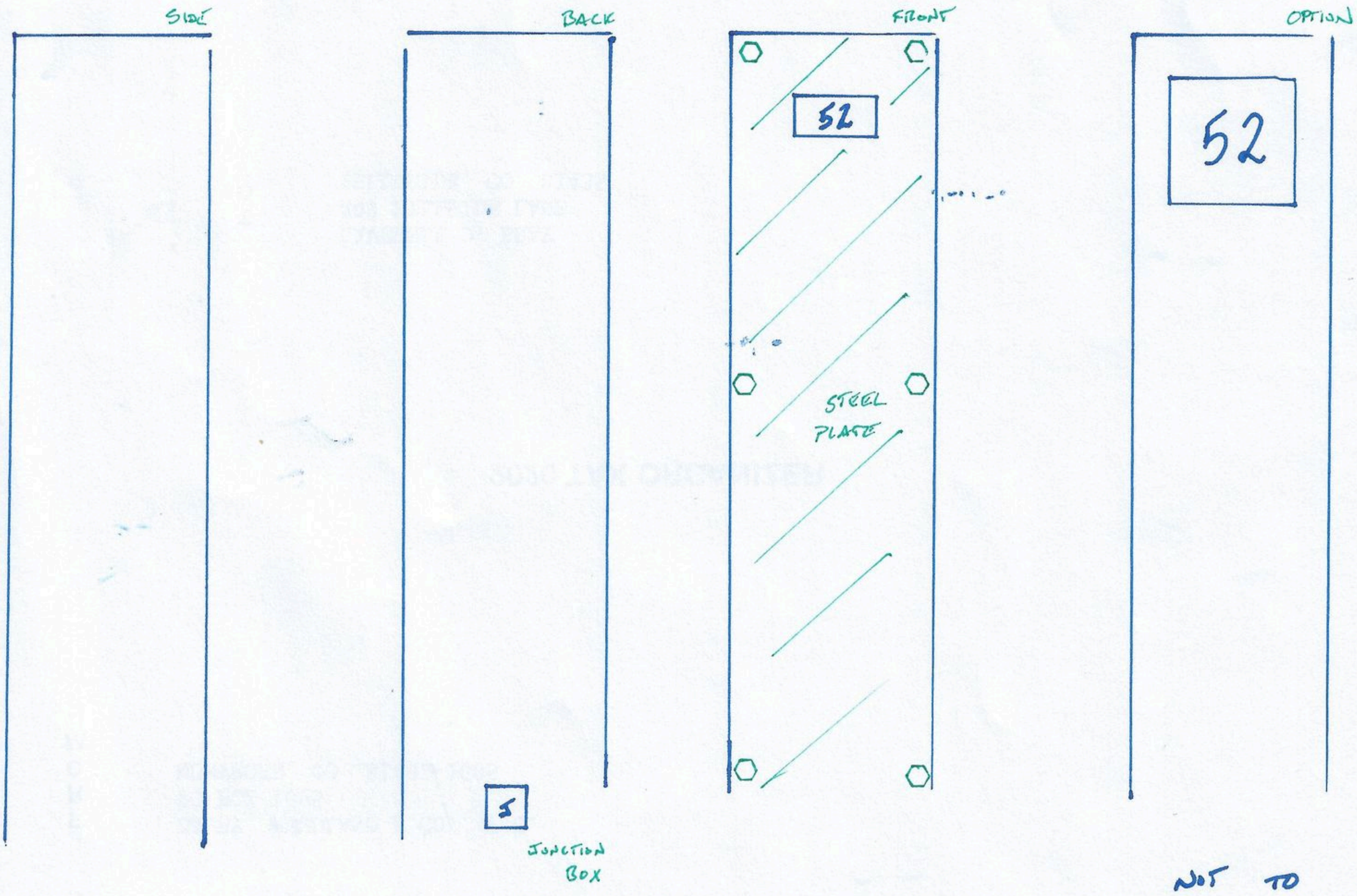

NOT TO SCALE

GENERAL NOTES

1. THE CONTRACT DOCUMENTS INCLUDE THE CONTRACTUAL AGREEMENT, THE DRAWINGS, & THE PROJECT MANUAL (SPECIFICATIONS, SUPPLEMENTAL DRAWINGS, ADDENDA & PRODUCT CUT SHEETS).
2. ALL REQUIRED WORK SHALL BE PERFORMED BY THE GENERAL CONTRACTOR, UNLESS OTHERWISE NOTED. ALL REFERENCES TO THE 'CONTRACTOR' INCLUDE THE GENERAL CONTRACTOR AND HIS SUBCONTRACTORS; THEY SHALL BE ONE AND THE SAME.
3. THE CONTRACTOR SHALL OBTAIN ALL APPLICABLE BUILDING PERMITS, ALL NECESSARY INSPECTIONS, & THE CERTIFICATE OF OCCUPANCY.
4. THE CONTRACTOR IS RESPONSIBLE FOR THE CONFORMANCE OF ALL WORK TO ANY AND ALL APPLICABLE BUILDING CODES (INCLUDING PLUMBING AND ELECTRICAL). ANY DISCREPENCIES OR NONCONFORMING ITEMS FOUND IN THE DRAWINGS MUST BE IMMEDIATELY BROUGHT TO THE ATTENTION OF THE ARCHITECT.
5. IMMEDIATELY FOLLOWING THE AWARDING OF THE CONTRACT, THE CONTRACTOR SHALL SUBMIT A CONSTRUCTION SCHEDULE. ANY AND ALL CHANGES OR SUBMITTALS AFFECTING CONSTRUCTION COST OR SCHEDULE SHALL BE SUBMITTED TO THE ARCHITECT FOR APPROVAL. ANY DISCREPENCIES OR NONCONFORMING ITEMS FOUND IN THE DRAWINGS MUST BE IMMEDIATELY BROUGHT TO THE ATTENTION OF THE ARCHITECT.
6. THE CONTRACTOR IS RESPONSIBLE FOR SUBMITTING TO THE ARCHITECT ALL SHOP DRAWINGS AND FINISH MATERIAL SAMPLES ALLOWING ADEQUATE TIME FOR REVIEW, APPROVAL OR CORRECTIONS SO AS NOT TO ADVERSELY AFFECT THE CONSTRUCTION SCHEDULE.
7. THE CONTRACTOR SHALL COORDINATE ALL WORK PERFORMED BY THE VARIOUS SUB-CONTRACTORS, AND SHALL VERIFY AND COORDINATE ALL OPENINGS THROUGH FLOORS, WALLS AND CEILINGS WITH ARCHITECTURAL, STRUCTURAL, MECHANICAL & ELECTRICAL DRAWINGS.
8. THE CONTRACTOR IS RESPONSIBLE FOR THE PROTECTION OF ALL MATERIALS BEING DELIVERED TO THE PROJECT, THE PROTECTION OF NEIGHBORING PROPERTIES, AND THE COMPLIANCE TO ALL O.S.H.A. REQUIREMENTS.
9. THE JOB SITE SHALL BE MAINTAINED IN A CLEAN, ORDERLY MANNER, FREE OF TRASH AND CONSTRUCTION DEBRIS. THE CONTRACTOR SHALL PROVIDE FOR RECYCLING AT THE JOBSITE.
10. THE DRAWINGS SHOULD NOT BE SCALED. IF A DIMENSION CAN'T BE DETERMINED THE CONTRACTOR SHALL PROMPTLY CONTACT THE ARCHITECT FOR VERIFICATION.
11. IT IS THE CONTRACTOR'S RESPONSIBILITY TO INSURE THAT INSTALLATION METHODS CONFORM TO ALL BUILDING CODE REQUIREMENTS. THE MATERIALS SPECIFIED ARE INTENDED TO MEET CODE REQUIREMENTS; ANY DISCREPANCY BETWEEN THE CONSTRUCTION DOCUMENTS AND CODE REQUIREMENTS SHALL BE BROUGHT TO THE ATTENTION OF THE ARCHITECT IMMEDIATELY BY THE CONTRACTOR, PRIOR TO PROCEEDING WITH THE SPECIFIED WORK.
12. ELECTRICAL SERVICE, WIRING, ETC. SHALL COMPLY WITH APPLICABLE ELECTRICAL CODES.
13. PLUMBING SHALL COMPLY WITH APPLICABLE PLUMBING CODES.
14. ALL MATERIALS PROVIDED SHALL CONFORM TO ALL LOCAL, CITY AND/OR COUNTY FIRE REGULATIONS. CERTIFICATES, OR APPROVED FIRE RETARDANT PROCESSING FLAME SPREAD RATINGS, ETC., SHALL BE OBTAINED WITHOUT SPECIFIC REQUEST AND SUBMITTED TO THE ARCHITECT.
15. THE DRAWINGS AND SPECIFICATIONS ARE COMPLIMENTARY; WHAT IS REQUIRED BY ONE SHALL BE AS BINDING AS IF REQUIRED BY ALL. WHEN A CONFLICT OCCURS, THE SPECIFICATIONS SHALL HAVE PRECEDENCE.
16. NO SUBSTITUTIONS OF SPECIFIED MATERIALS SHALL BE PERMITTED WITHOUT FIRST SUBMITTING SPECIFICATIONS, SAMPLES, AND COST IMPACT FOR ARCHITECT'S APPROVAL.
17. THE CONTRACTOR SHALL COORDINATE HIS WORK WITH ALL OTHER TRADES ON THE PROJECT. ANY CHANGES OR DELAYS ARISING FROM CONFLICTS BETWEEN TRADES SHALL BE THE RESPONSIBILITY OF THE CONTRACTOR AT NO ADDITIONAL COST TO THE OWNER.
18. AT THE TIME OF BID SUBMITTAL, THE CONTRACTOR SHALL ADVISE THE ARCHITECT (IN WRITING) OF ANY SPECIFIED MATERIALS OR EQUIPMENT WHICH ARE EITHER UNAVAILABLE, OUT OF THE BUDGET OR WILL CAUSE A DELAY IN THE CONSTRUCTION COMPLETION SCHEDULE.
19. THE CONTRACTOR SHALL PROVIDE AND INSTALL ROUGH PLUMBING AND FINAL HOOK-UP FOR ALL SPECIFIED FIXTURES AND APPLIANCES, AND SHALL SUPPLY ALL SUCH FIXTURES AND APPLIANCES, UNLESS OTHERWISE NOTED.
20. CONTRACTOR SHALL COORDINATE WITH ALL EQUIPMENT MANUFACTURERS FOR EQUIPMENT ROUGH-IN REQUIREMENTS.
21. THE CONTRACTOR SHALL VERIFY REQUIRED LOCATIONS OF ALL NECESSARY ACCESS PANELS (IN PARTITIONS, FLOORS, OR CEILINGS) AND COORDINATE EXACT LOCATIONS WITH THE ARCHITECT PRIOR TO INSTALLATION. ALL ACCESS PANELS SHALL BE INSTALLED FLUSH WITH THE SURFACE IN WHICH THEY ARE INSTALLED WITH NO EXPOSED TRIM.
22. THE CONTRACTOR SHALL SUPPLY AND INSTALL BLOCKING AND SUPPORTS IN PARTITIONS AND CEILINGS AS REQUIRED FOR INSTALLATION OF SPECIFIED EQUIPMENT, ACCESSORIES, CABINETRY, FINISH MATERIALS, AND FIRE BLOCKING (SEE BELOW).
23. THE CONTRACTOR SHALL BE RESPONSIBLE FOR SUPPLYING TEMPORARY UTILITIES (POWER, LIGHTING, WATER) TO THE JOB SITE FOR USE BY ALL CONSTRUCTION TRADES, INCLUDING THOSE NOT A SUBCONTRACTOR TO THE GENERAL CONTRACTOR. CONTRACTOR TO PURCHASE WIND OR SOLAR RENEWABLE POWER SOURCES WHEN AVAILABLE.
24. FOR WALLS SEPARATING GARAGE AND LIVING SPACE, PROVIDE (1) LAYER 5/8" TYPE 'X' GWB ON EACH SIDE OF STUDS. FOR CEILINGS/FLOORS SEPARATING GARAGE AND LIVING SPACE, PROVIDE (2) LAYERS 5/8" TYPE 'X' GWB AT CEILING. FOR CEILINGS OF STORAGE AREA BELOW STAIRS, PROVIDE (2) LAYERS 5/8" TYPE 'X' GWB AT CEILING.
25. CONTRACTOR IS RESPONSIBLE FOR VERIFICATION OF ALL MATERIAL TAKE-OFFS DONE BY SUB-CONTRACTORS.

GENERAL FIREBLOCKING NOTES

FIRE BLOCKS SHALL BE PROVIDED IN THE FOLLOWING LOCATIONS: (CONTRACTOR SHALL VERIFY WITH CURRENT CODES)

1. IN CONCEALED SPACES OF STUD WALLS AND PARTITIONS, INCLUDING FURRED SPACES, AT CEILING AND FLOOR LEVELS.
2. IN CONCEALED SPACES OF STUD WALLS AND PARTITIONS, INCLUDING FURRED SPACES, AT 10-FOOT INTERVALS ALONG THE LENGTH OF THE WALL.
3. AT ALL INTERCONNECTIONS BETWEEN CONCEALED VERTICAL AND HORIZONTAL SPACES SUCH AS OCCUR AT SOFFITS, DROP CEILINGS AND COVE CEILINGS.
4. IN CONCEALED SPACES BETWEEN STAIR STRINGERS AT THE TOP AND BOTTOM OF THE RUN AND BETWEEN STUDS ALONG AND IN LINE WITH THE RUN OF THE STAIRS IF THE WALLS UNDER THE STAIRS ARE UNFINISHED.
5. IN OPENINGS AROUND VENTS, PIPES, DUCTS, CHIMNEYS, FIREPLACES AND SIMILAR OPENINGS THAT AFFORD A PASSAGE FOR FIRE AT CEILING AND FLOOR LEVELS, WITH NON-COMBUSTIBLE MATERIALS.
6. AT OPENINGS BETWEEN ATTIC SPACES AND CHIMNEY CHASES FOR FACTORY-BUILT CHIMNEYS.

VICINITY MAP

GRAPHIC SYMBOLS LEGEND

DRAWING NO. / SHEET NO. — BUILDING SECTION TAG
K — WINDOW MARK
112 — DOOR MARK
INTERIOR ELEVATION TAG
X — REVISION AND A.S.I. NUMBER
X / XX-X — DETAIL # / SHEET #
DETAIL REFERENCE OR TAG
T.O. SUBFLOOR EL. 100'-0" — ELEVATION DATUM
XXX — ROOM NUMBER

CMU CUT IN PLAN/SECTION
STONE CUT IN PLAN/SECTION
CONCRETE
MORTAR/ TEXTURED BED

SHEET INDEX

A1-0	TITLE SHEET
-	SITE SURVEY
A2-1	SITE PLAN
1 of 3	DRB GRADING PLAN
2 of 3	DRB DRAINAGE & EROSION CONTROL PLAN
3 of 3	DRB UTILITY PLAN
A3-1	LOWER AND MAIN LEVEL FLOOR PLANS
A3-2	UPPER LEVEL FLOOR PLAN AND ROOF PLAN
A4-1,2	EXTERIOR ELEVATIONS
A4-3,4	EXTERIOR ELEVATIONS - MAX. AVE. HT. CALCS
A4-5,6	EXTERIOR ELEVATIONS - MATERIAL CALCS

ISSUE DATES

REVIEW SET	4-8-2021

PROJECT INFORMATION

LEGAL DESCRIPTION:
123 ADAMS WAY
LOT AR-52R
MOUNTAIN VILLAGE, CO 81435

BLDG. OCCUPANCY: RESIDENTIAL = R-3
CONSTRUCTION: VB

DESCRIPTION:
3 STORY SINGLE FAMILY RESIDENCE

LOWER LEVEL = 1,296.6 SF (67.5 sf mech incl.)
MAIN LEVEL = 1,056.7 SF
UPPER LEVEL = 991.8 SF
TOTAL LIVING = 3,345.1 SF + 625 SF GARAGE = 3,970.1 SF GROSS BUILDING

PATIOS = 390 SF
DECKS = 485 SF
DECKS = 127 SF

PROJECT TEAM

SURVEYOR	CIVIL ENGINEER	MECHANICAL ENGINEER	STRUCTURAL ENGINEER	GENERAL CONTRACTOR
ALL POINTS LAND SURV P.O. BOX 754 OPHIR, CO 81435	ALPINE LAND CONSULTING P.O. BOX 234 RICO, CO 81332	T.B.D. - - -	T.B.D. - - -	ULTRA BUILDERS RICKY DENESIK - -
(970) 708-3694	(970) 708-0326	-	-	(970) 729-1221 CELL

COPYRIGHT 2021

REVISIONS:

STATE OF COLORADO — PETER BLEST LUNDEEN — ARC-400948 — 4-8-21 — LICENSED ARCHITECT

FOR REVIEW ONLY NOT FOR CONSTRUCTION

PROJECT: #2014
AR-52 RESIDENCE

DATE: ISSUED FOR:
APRIL 8, 2021 REVIEW SET

LOCATION:
AR-52 123 ADAMS WAY MOUNTAIN VILLAGE SAN MIGUEL COUNTY

SHEET NUMBER:
A1-0 TITLESHEET

FUSE architecture + interior
220 East Colorado Ave, Suite 218 P.O.Box 3934 Telluride CO 81435. Office: 970- 728-0841

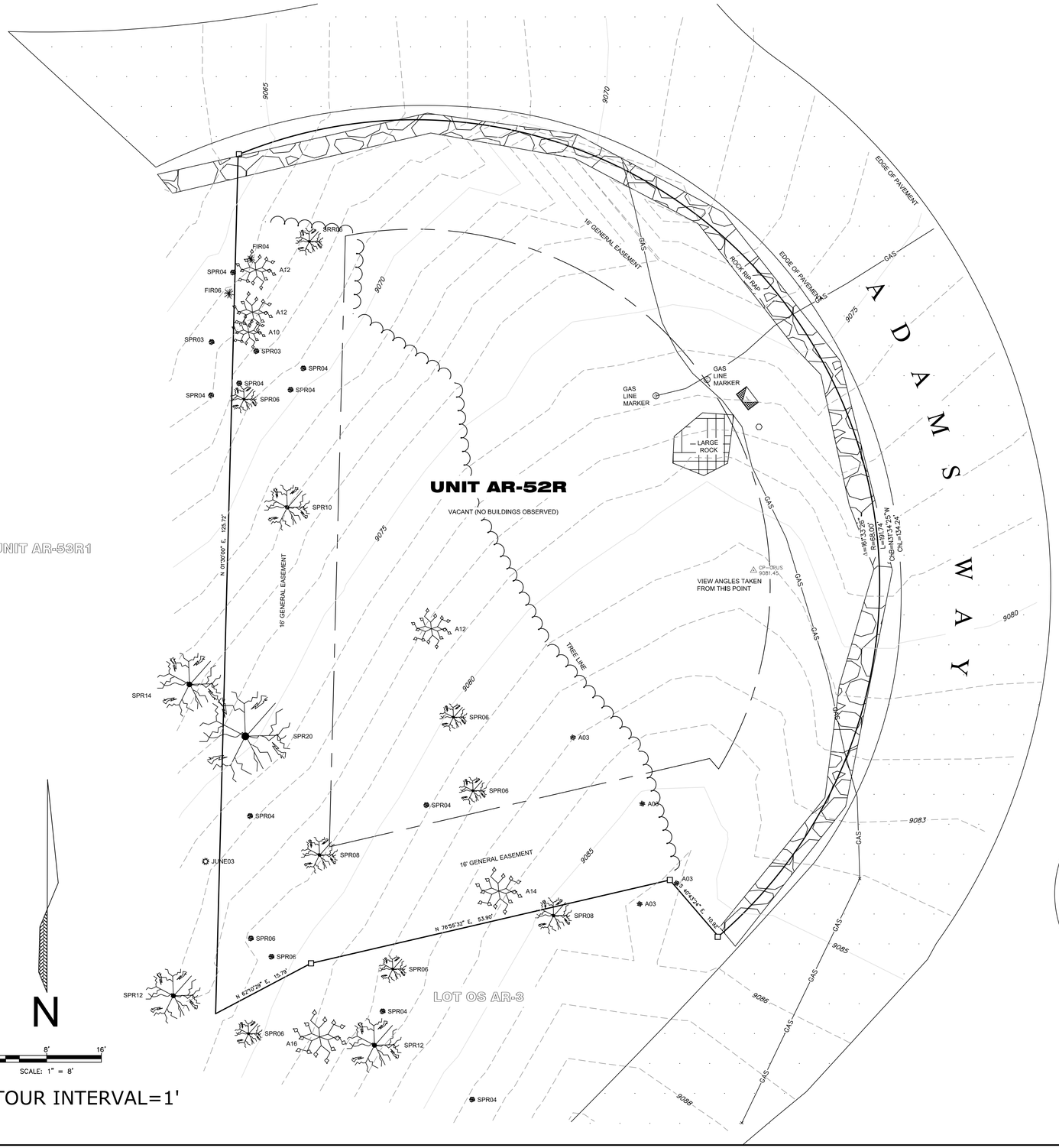

PROPERTY DESCRIPTION:

UNIT AR52R THE VILLAGE AT ADAMS RANCH ACCORDING TO THE THIRD AMEND TO THE COMMON OWNERSHIP COMMUNITY PLAT FOR THE VILLAGE AT ADAMS RANCH
RECORDED 10 27 2005 PL BK 1
PG 3561-3563 RECEPTION NUMBER 379099 LOCATED ON LOT C-2BR1 INCLUDES 0.0435 PERCENT INTEREST IN COMMON ELEMENTS
TOWN OF MOUNTAIN VILLAGE
SAN MIGUEL COUNTY

SURVEYOR'S CERTIFICATE:

I, Thomas A, Clark, being a Colorado Licensed Land Surveyor, do hereby certify that this Topographic Survey of Lot AR-52R,Mountain Village was made by me and under my direct supervision, responsibility, and checking. This Topographic Survey does not constitute a Land Survey Plat or Improvement Survey Plat as defined by Title 38, Article 51 C.R.S.

Thomas A. Clark PLS. 38014

COLORADO LICENSED
THOMAS A. CLARK
38014
11/12/2021
PROFESSIONAL LAND SURVEYOR

NOTES:

1. Easement research and property description provided by LAND TITLE GUARANTEE COMPANY - TELLURIDE, Order Number TLR86006254 effective on 09-01-2016 at 5:00 P.M.

2. According to FEMA Flood Insurance Rate Map 008113C0300C Panel Number 0287 dated September 30.1988 this parcel is within Zone X; Areas determined to be outside 500 year plain.

3. Field work was performed in August 2020.

4. Elevation datum for this survey are based on GPS observation and OBUS solution (NAVD 88) benchmark on Lot AR-52R, that elevation being 9081.45.

5. This survey is valid only if a printed or electronic copy has a seal and signature of the surveyor noted within the statement above.

6. This survey is prepared for the exclusive use of the party or parties indicated within the surveyor's statement. Said statement does not extend to any unnamed person or parties without an expressed statement by the surveyor naming said entities.

7. NOTICE: According to Colorado law you must commence any legal action based upon defect in this survey within three years after you first discover such defect. In no event may any action based upon any defect in this survey be commenced more then ten years from the date of the certification shown hereon.

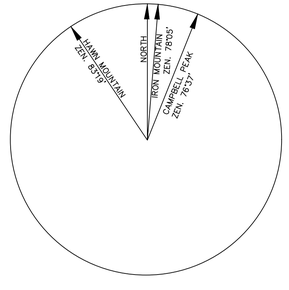

VIEW ANGLES

ANGLES ENUMERATED ARE ZENITH ANGLES

TREE CHART

- SPRUCE TREE WITH TRUNK DIAMETER INDICATED IN INCHES
- FIR TREE WITH TRUNK DIAMETER INDICATED IN INCHES
- ASPEN TREE WITH TRUNK DIAMETER INDICATED IN INCHES

LEGEND:

- PAVED DRIVING SURFACE
- FOUND #5 REBAR WITH 1 1/2" ALUMINUM CAP LS 17662
- SURVEY CONTROL POINT
- TRANSFORMER
- TELEPHONE PEDESTAL
- COMMUNICATIONS PEDESTAL
- WATER SHUTOFF VALVE
- GAS UNDER GROUND GAS PIPE LINE

TOPOGRAPHIC MAP OF UNIT AR-52R, TELLURIDE MOUNTAIN VILLAGE, SAN MIGUEL COUNTY, COLORADO.

ALL POINTS LAND SURVEY L.L.C.
PO BOX 754 OPHIR, COLORADO 81435 (970) 708-9694

DATE: 8/5/2020			
DRAWN BY	TC	JOB# 20051	
CHECKED BY	JCC		
		SHEET-1-OF-1	

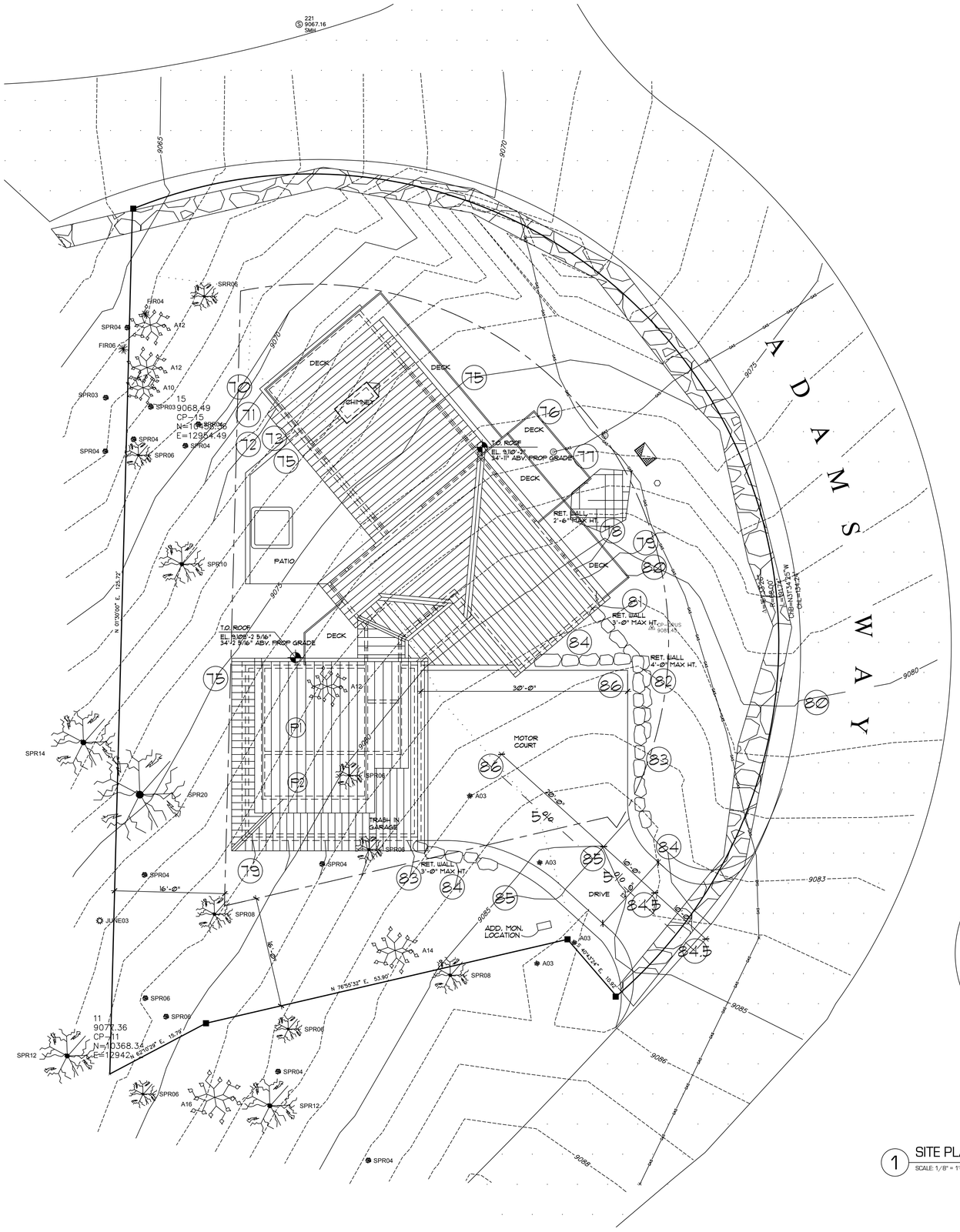

1 SITE PLAN
SCALE: 1/8" = 1'-0"

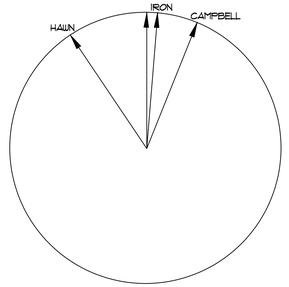

Lot AR-52R
123 Adams Way

Lot size	0.228 acre
Zone District	Single family
Zoning Designations	Single family

Floor Area			
Lower Level	1229.1		
Mechanical		67.5	
Main Level	1056.7		
Garage		625	
Upper Level	991.8		
	3277.6	692.5	**3970.1 gross sq. ft.**

Lot Coverage

3,588.0 sq. ft. footprint

0.228 acres
43,560 sq. ft. per acre
9,940.00 sq. ft. lot size

36.10% lot coverage

Max Build. Height	**34'-11"**
Ave. Bldg. Height	~~29'-5 5/16"~~ 26'-0 3/4"

Parking
Required & provided 2 in garge

SITE LEGEND

- EXISTING CONTOUR
- (36) REVISED CONTOUR
  CONTOUR INTERVALS 2 FEET
- GAS LINE
- ELECTRIC, CABLE, AND TELEPHONE LINES
- WATER LINE
- SANITARY SEWER LINE
- LINE OF DRAINAGE SWALE
- TREE TO BE REMOVED
- (P1) PARKING SPACE
- EXTERIOR LIGHTING
- GV GAS VALVE
- WV WATER VALVE
- CABLE TELEVISION PEDESTAL
- TELEPHONE PEDESTAL
- E ELECTRIC PEDESTAL
- CURB STOP
- CONTROL POINT
- FIRE HYDRANT
- SANITARY SEWER MANHOLE

GENERAL NOTES

1. SURVEY INFORMATION PROVIDED BY:
   ALL POINTS LAND SURVEY, LLC
   P.O. BOX 754
   OPHIR, CO 81435
   970-708-3694
2. CONTRACTOR TO CONFIRM ALL UTILITY LOCATIONS WITH EACH UTILITY AGENCY. ALL UTILITY TRENCHES TO AVOID DISTURBING EXISTING TREES.
3. THE CONTRACTOR SHALL VERIFY BUILDING LOCATION AND FLOOR ELEVATIONS WITH THE OWNER AND ARCHITECT PRIOR TO EXCAVATION.

COPYRIGHT 2021

STATE OF COLORADO
PETER BLEIST LUNDEEN
ARC-402948
4-8-21
LICENSED ARCHITECT

REVISIONS:

FOR REVIEW ONLY NOT FOR CONSTRUCTION

DATE: APRIL 8, 2021
ISSUED FOR: REVIEW SET

SHEET NUMBER: A2-1
SITE PLAN

PROJECT: #2014

AR-52 RESIDENCE

LOCATION: AR-52 123 ADAMS WAY MOUNTAIN VILLAGE SAN MIGUEL COUNTY

FUSE architecture + interior
220 East Colorado Ave, Suite 218 P.O.Box 3934 Telluride CO 81435. Office: 970- 728-0841

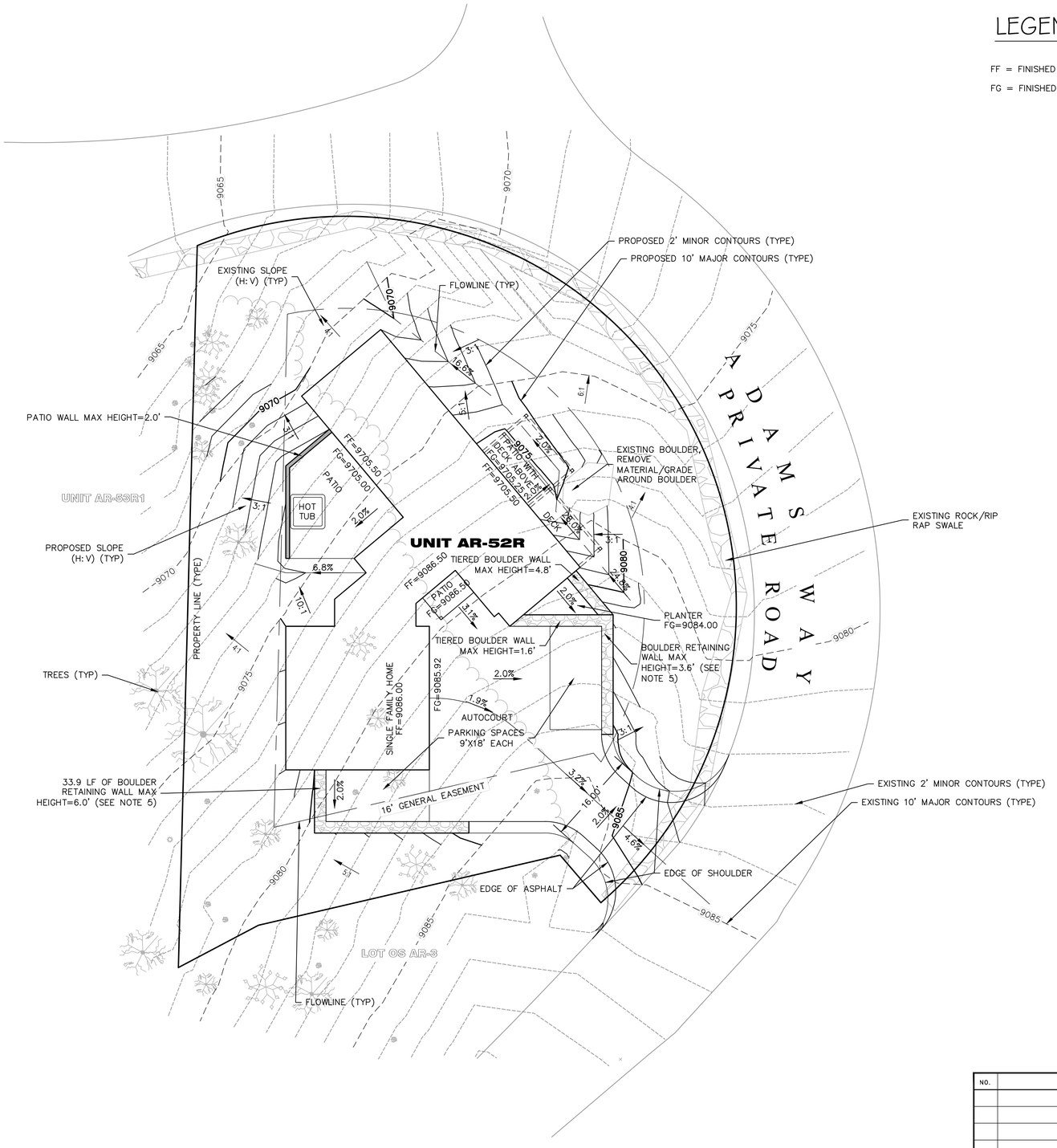

0 10' 20'

SCALE: 1" = 10'

DRB GRADING PLAN

LEGEND

FF = FINISHED FLOOR

FG = FINISHED GRADE

NOTES

1. THIS IS A PLANNING DOCUMENT ONLY AND NOT TO BE USED FOR CONSTRUCTION.
2. ALL EXISTING BOUNDARY, UTILITY, AND TOPOGRAPHIC INFORMATION PROVIDED BY ALL POINT LAND SURVEY LLC ON TOPOGRAPHIC MAP OF UNIT AR-52R, TELLURIDE MOUNTAIN VILLAGE DATED 8/5/2020. BENCHMARK ON LOT AR-52R WITH ASSUMED ELEVATION OF 9081.45. CONTACT TOM CLARK AT (970) 708-9694 FOR MORE BENCHMARK INFORMATION. SOME OF THE UTILITY SERVICES LOCATIONS SHOWN ON THIS PLAN ARE FROM MAPPING AS-BUILT INFORMATION ONLY AND NOT CONFIRMED.
3. MAXIMUM SLOPE GRADING TO BE 3(HORIZONTAL):1(VERTICAL). ANY SLOPE OVER 3:1 TO BE CONFIRMED BY GEOTECH ENGINEER.
4. ALL RETAINING WALL HEIGHTS ARE FINISHED GRADE TO FINISHED GRADE (RETAINED HEIGHT) AND DO NOT INCLUDE FOUNDATIONS OR CAPS.
5. RETAINING WALLS WITH PEDESTRIAN/VEHICULAR ACCESS REQUIRE HARD RAILS FOR ALL RETAINED HEIGHT AT OR OVER 2.5' (SEE ARCHITECTURAL, STRUCTURAL, AND/OR LANDSCAPE PLANS).

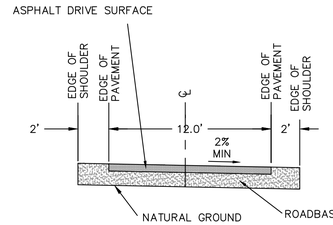

TYPICAL DRIVEWAY SECTION

NTS

FOR DRB ONLY AND NOT FOR CONSTRUCTION

CALL UTILITY NOTIFICATION CENTER OF COLORADO
1-800-922-1987
OR
811
CALL 2-BUSINESS DAYS IN ADVANCE BEFORE YOU DIG, GRADE, OR EXCAVATE FOR THE MARKING OF UNDERGROUND MEMBER UTILITIES.

THESE DRB PLANNING DOCUMENTS WERE PREPARED BY ME AND UNDER MY DIRECT SUPERVISION ON BEHALF OF ALPINE LAND CONSULTING, LLC FOR ADAMS WAY LLC AND INCLUDES PRELIMINARY DRB PLANNING DESIGN ONLY, AND DOES NOT INCLUDE ANY OTHER PLANNING OR ENGINEERING.

COLORADO REGISTERED GREGORY ERWIN ANDERSON 35736 03-15-21 PROFESSIONAL ENGINEER

GREGORY E. ANDERSON
COLORADO PROFESSIONAL ENGINEER
REGISTRATION NO. 35736

NO.	REVISIONS	DATE

ALPINE LAND CONSULTING, LLC
P.O. BOX 234
RICO, COLORADO 81332
970-708-0526
GREGG@ALPINELANDCONSULTING.COM

AR-52R TOWN OF MOUNTAIN VILLAGE

DRB GRADING PLAN

CLIENT:
ADAMS WAY LLC
PO BOX 22183
TELLURIDE, CO 81435

DATE: MARCH 15, 2021

PROJECT #: 2021002

PROJECT MANAGER: GEA
DRAWN BY: ADM

SHEET #:

1 OF 3

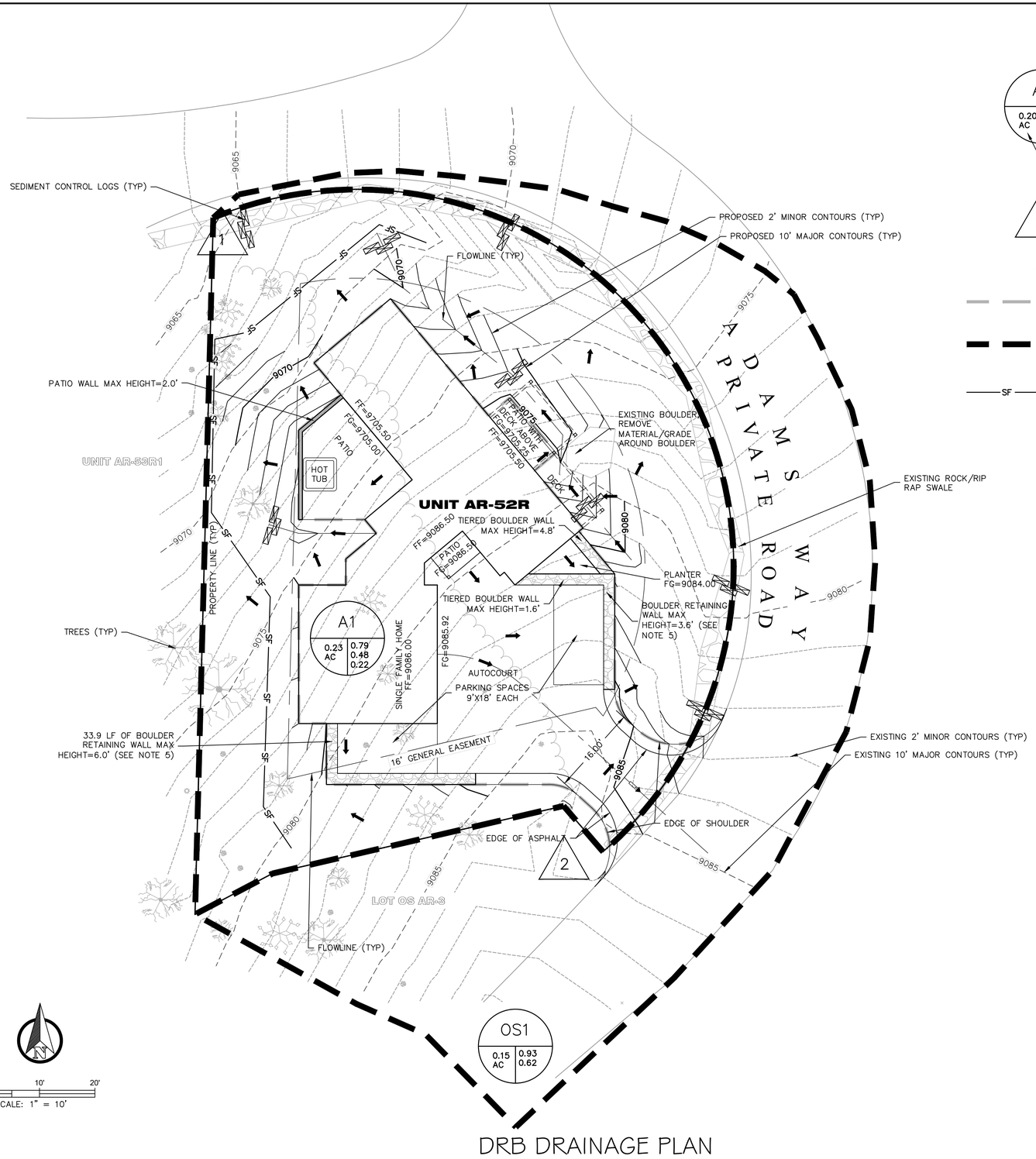

0 10' 20'

SCALE: 1" = 10'

DRB DRAINAGE PLAN

LEGEND

- A1 — BASIN ID
- 0.20 AC — BASIN AREA (ACRES)
- 0.71 / 0.37 / 0.21 — BASIN LABEL: 100-YR. FLOW RATE (CFS); 25-YR. FLOW RATE (CFS); HISTORIC 100-YR. FLOW RATE (CFS)
- 2 — DESIGN POINT
- FLOW DIRECTION
- IMPERVIOUS AREA BOUNDARY
- BASIN BOUNDARY
- SF — SF — SILT FENCE (SEE DETAIL ON SHEET 7)

NOTES

1. THIS IS A PLANNING DOCUMENT ONLY AND NOT TO BE USED FOR CONSTRUCTION.
2. ALL EXISTING BOUNDARY, UTILITY, AND TOPOGRAPHIC INFORMATION PROVIDED BY ALL POINT LAND SURVEY LLC ON TOPOGRAPHIC MAP OF UNIT AR-52R, TELLURIDE MOUNTAIN VILLAGE DATED 8/5/2020. BENCHMARK ON LOT AR-52R WITH ASSUMED ELEVATION OF 9081.45. CONTACT TOM CLARK AT (970) 708-9694 FOR MORE BENCHMARK INFORMATION. SOME OF THE UTILITY SERVICES LOCATIONS SHOWN ON THIS PLAN ARE FROM MAPPING AS-BUILT INFORMATION ONLY AND NOT CONFIRMED.
3. MAXIMUM SLOPE GRADING TO BE 3(HORIZONTAL):1(VERTICAL). ANY SLOPE OVER 3:! TO BE CONFIRMED BY GEOTECH ENGINEER.
4. ALL RETAINING WALL HEIGHTS ARE FINISHED GRADE TO FINISHED GRADE (RETAINED HEIGHT) AND DO NOT INCLUDE FOUNDATIONS OR CAPS.
5. RETAINING WALLS WITH PEDESTRIAN/VEHICULAR ACCESS REQUIRE HARD RAILS FOR ALL RETAINED HEIGHT AT OR OVER 2.5' (SEE ARCHITECTURAL, STRUCTURAL, AND/OR LANDSCAPE PLANS).

FOR DRB ONLY AND NOT FOR CONSTRUCTION

CALL UTILITY NOTIFICATION CENTER OF COLORADO
1-800-922-1987
OR
811
CALL 2-BUSINESS DAYS IN ADVANCE BEFORE YOU DIG, GRADE, OR EXCAVATE FOR THE MARKING OF UNDERGROUND MEMBER UTILITIES.

THESE DRB PLANNING DOCUMENTS WERE PREPARED BY ME AND UNDER MY DIRECT SUPERVISION ON BEHALF OF ALPINE LAND CONSULTING, LLC FOR ADAMS WAY LLC AND INCLUDES PRELIMINARY DRB PLANNING DESIGN ONLY, AND DOES NOT INCLUDE ANY OTHER PLANNING OR ENGINEERING.

COLORADO REGISTERED GREGORY E. ANDERSON 35736 03-15-21 PROFESSIONAL ENGINEER

GREGORY E. ANDERSON
COLORADO PROFESSIONAL ENGINEER
REGISTRATION NO. 35736

NO.	REVISIONS	DATE

ALPINE LAND CONSULTING, LLC
P.O. BOX 234
RICO, COLORADO 81332
970-708-0326
GREGG@ALPINELANDCONSULTING.COM

AR-52R TOWN OF MOUNTAIN VILLAGE

DRB DRAINAGE PLAN

CLIENT:
ADAMS WAY LLC
PO BOX 22183
TELLURIDE, CO 81435

DATE: MARCH 15, 2021
PROJECT #: 2021002
PROJECT MANAGER: GEA
DRAWN BY: ADM

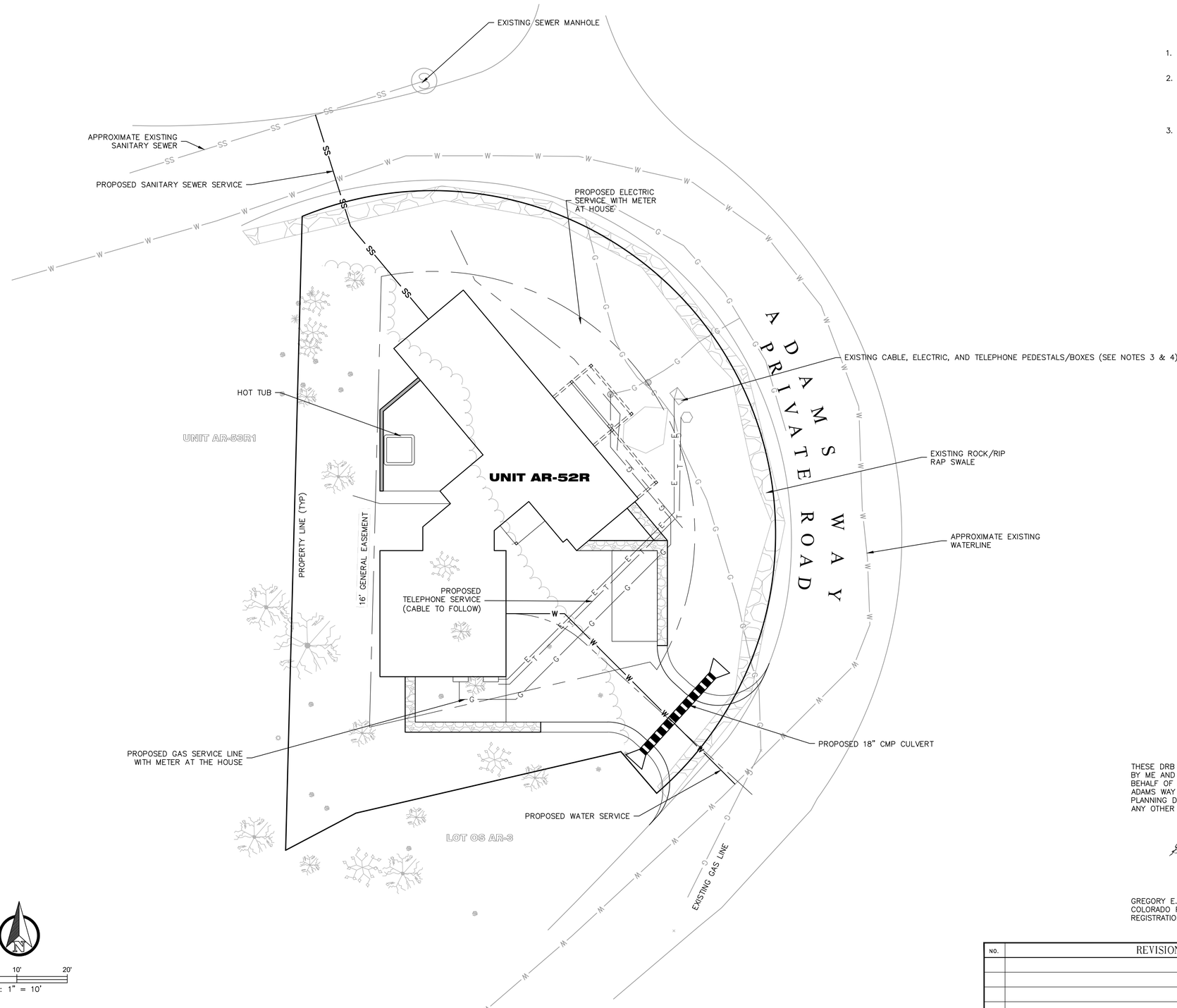

NOTES

1. THIS IS A PLANNING DOCUMENT ONLY AND NOT TO BE USED FOR CONSTRUCTION.
2. ALL EXISTING BOUNDARY, UTILITY, AND TOPOGRAPHIC INFORMATION PROVIDED BY SAN JUAN SURVEYING INC ON ISP OF LOT 729–R5 DATED 8/17/2020. CONTACT CHRIS KENNEDY AT (970) 728–1128 FOR MORE BENCHMARK INFORMATION. SOME OF THE UTILITY SERVICES LOCATIONS SHOWN ON THIS PLAN ARE FROM MAPPING AS–BUILT INFORMATION ONLY AND NOT CONFIRMED.
3. ALL UTILITY LOCATES TO BE PERFORMED PRIOR TO FINAL DESIGN. IT IS RECOMMEND THAT THE SEWER TAP IS POT HOLED PRIOR TO FINAL DESIGN IN ORDER TO DETERMINE IF THE SEWER REQUIRES A PUMP IN THE MECHANICAL ROOM.

FOR DRB ONLY AND NOT FOR CONSTRUCTION

0 10' 20'
SCALE: 1" = 10'

DRB UTILITY PLAN

CALL UTILITY NOTIFICATION CENTER OF COLORADO
1-800-922-1987
OR
811
CALL 2–BUSINESS DAYS IN ADVANCE BEFORE YOU DIG, GRADE, OR EXCAVATE FOR THE MARKING OF UNDERGROUND MEMBER UTILITIES.

THESE DRB PLANNING DOCUMENTS WERE PREPARED BY ME AND UNDER MY DIRECT SUPERVISION ON BEHALF OF ALPINE LAND CONSULTING, LLC FOR ADAMS WAY LLC AND INCLUDES PRELIMINARY DRB PLANNING DESIGN ONLY, AND DOES NOT INCLUDE ANY OTHER PLANNING OR ENGINEERING.

COLORADO REGISTERED GREGORY EDWIN ANDERSON 35736 03-15-21 PROFESSIONAL ENGINEER

GREGORY E. ANDERSON
COLORADO PROFESSIONAL ENGINEER
REGISTRATION NO. 35736

NO.	REVISIONS	DATE

ALPINE LAND CONSULTING, LLC
P.O. BOX 234
RICO, COLORADO 81332
970-708-0326
GREGG@ALPINELANDCONSULTING.COM

AR-52R TOWN OF MOUNTAIN VILLAGE

DRB UTILITY PLAN

CLIENT:
ADAMS WAY LLC
PO BOX 22183
TELLURIDE, CO 81435

DATE: MARCH 15, 2021
PROJECT #: 2021002
PROJECT MANAGER: GEA
DRAWN BY: ADM
SHEET #:

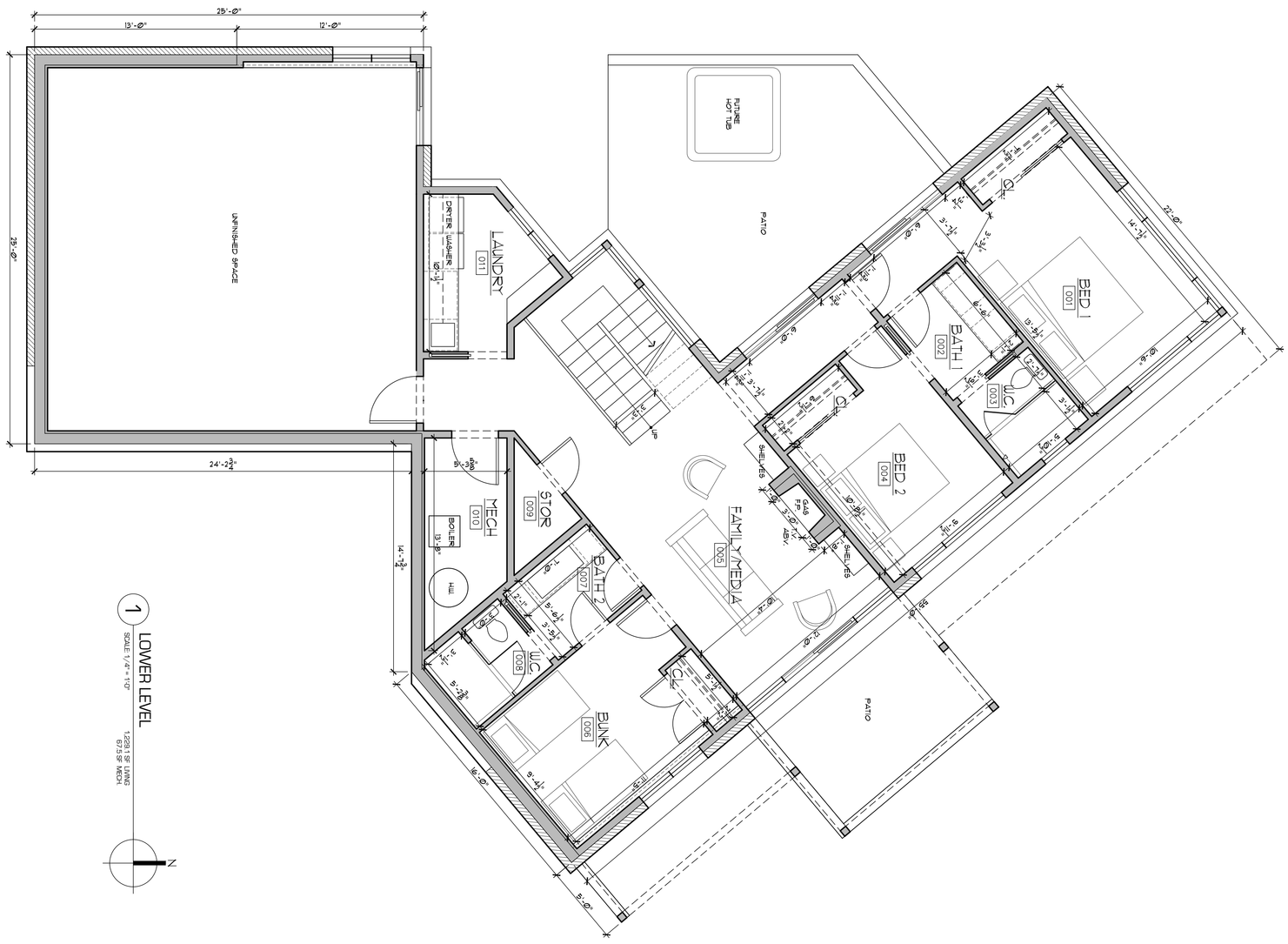

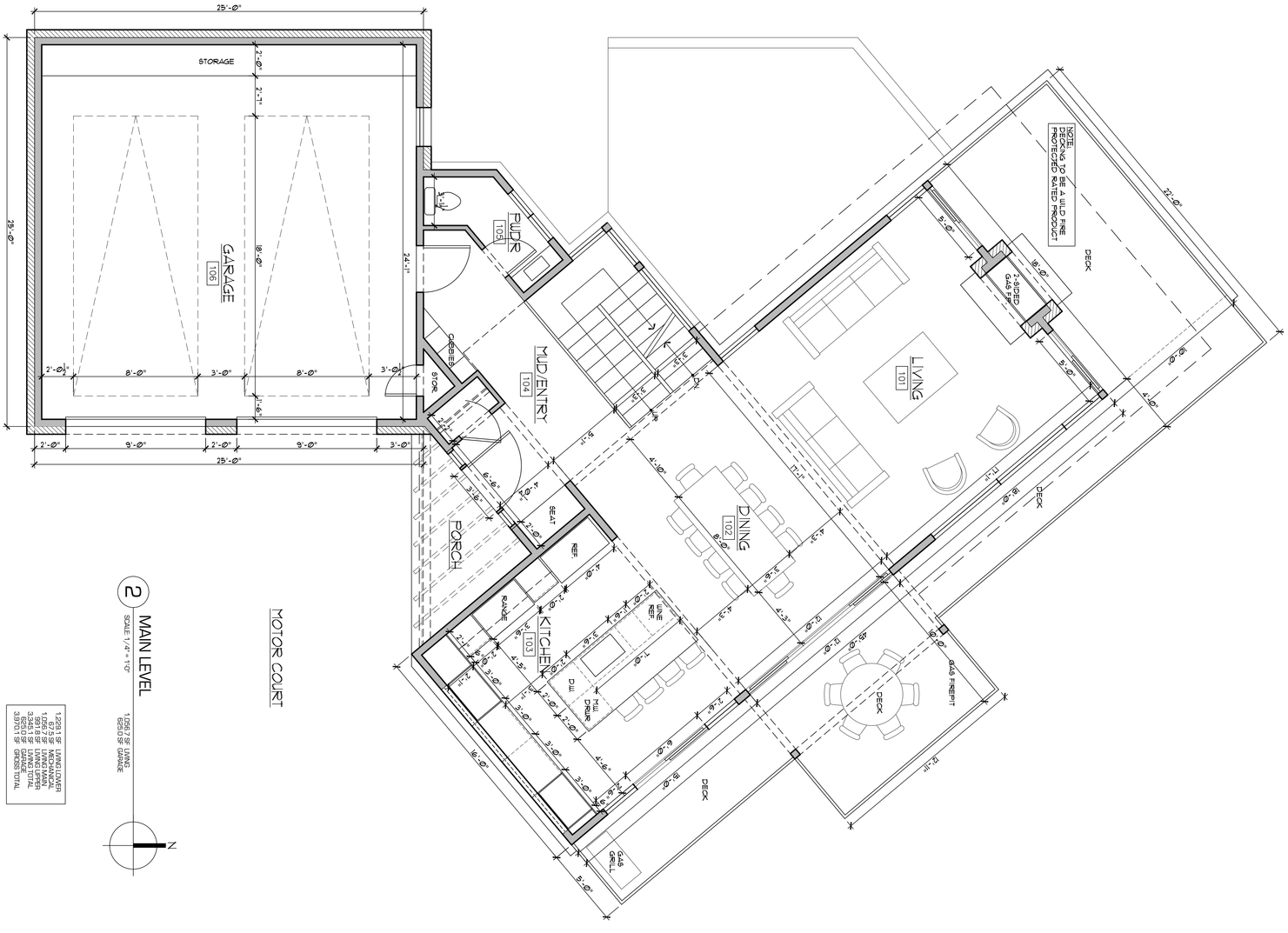

FOR REVIEW ONLY NOT FOR CONSTRUCTION

COPYRIGHT 2021

DATE: APRIL 8, 2021 ISSUED FOR: REVIEW SET	PROJECT: #2014	AR-52 RESIDENCE		REVISIONS:
SHEET NUMBER: A3-1 FLOOR PLAN	LOCATION:	AR-52 123 ADAMS WAY MOUNTAIN VILLAGE SAN MIGUEL COUNTY		

FUSE architecture + interior
220 East Colorado Ave, Suite 218 P.O.Box 3934 Telluride CO 81435. Office: 970- 728-0841

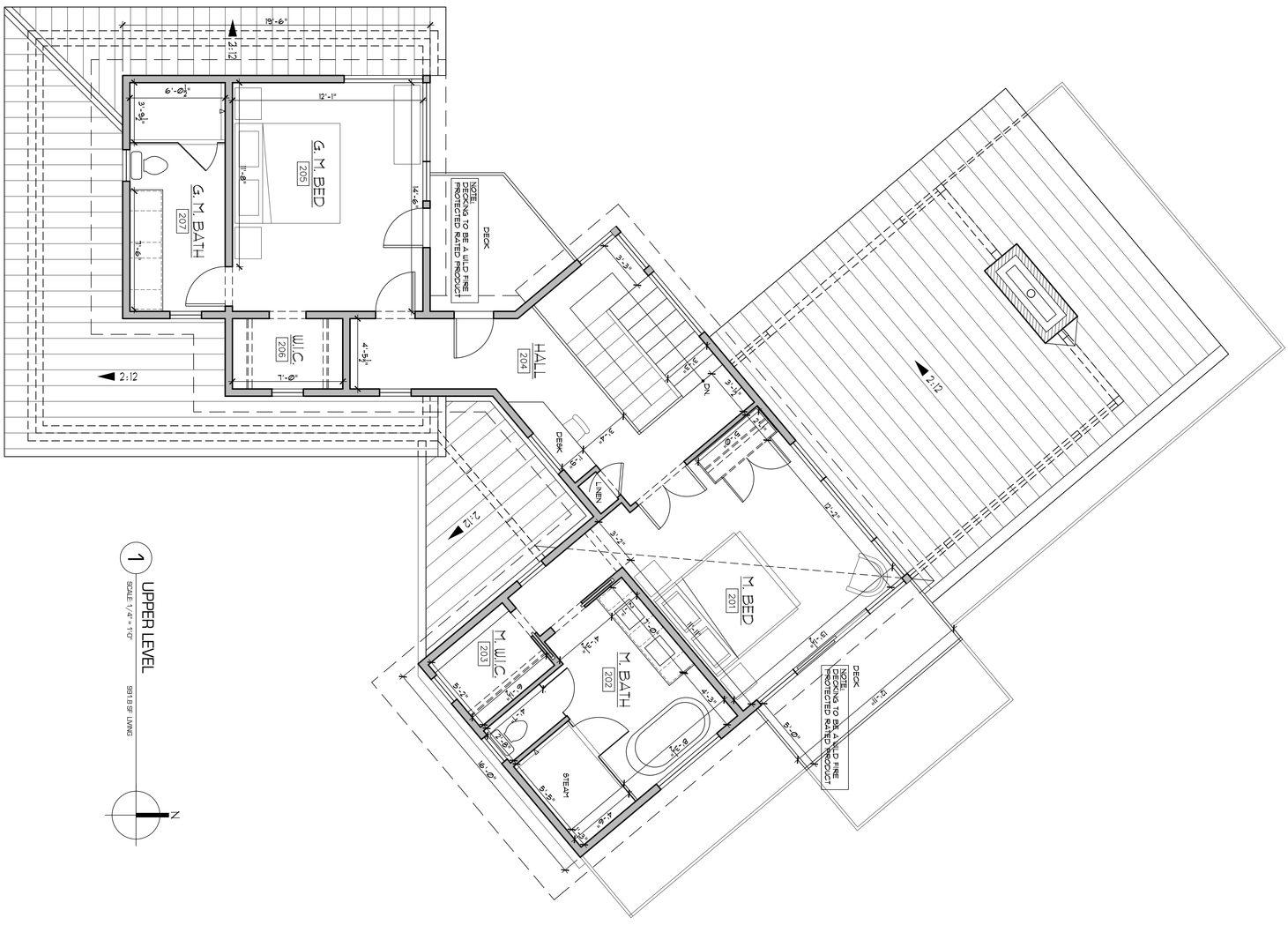

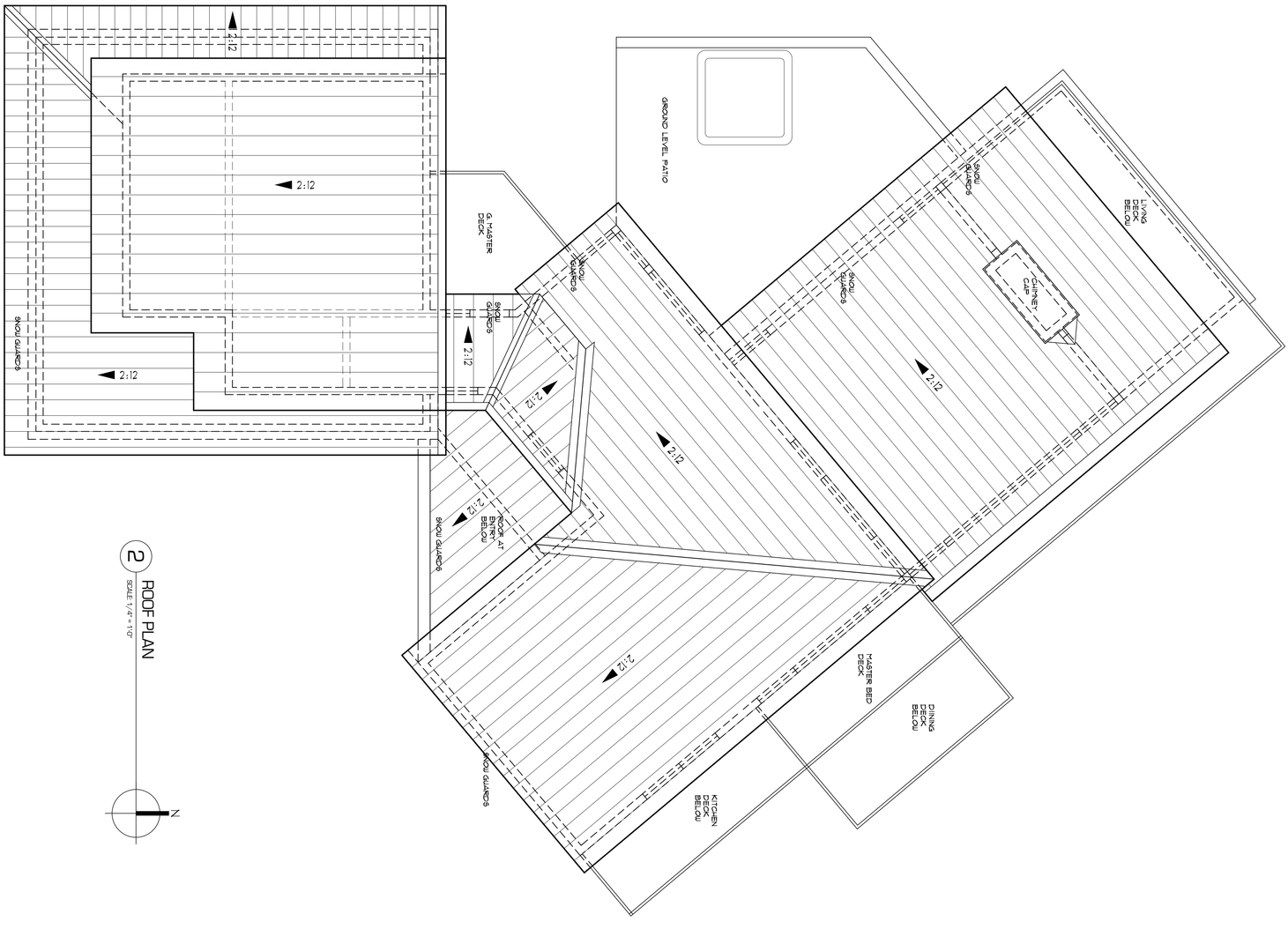

FOR REVIEW ONLY NOT FOR CONSTRUCTION

COPYRIGHT 2021

DATE: APRIL 8, 2021 ISSUED FOR: REVIEW SET	PROJECT: #2014	AR-52 RESIDENCE	REVISIONS:
SHEET NUMBER: A3-2 FLOOR & ROOF PLANS	LOCATION:	AR-52 123 ADAMS WAY MOUNTAIN VILLAGE SAN MIGUEL COUNTY	

FUSE architecture + interior
220 East Colorado Ave, Suite 218 P.O.Box 3934 Telluride CO 81435. Office: 970- 728-0841

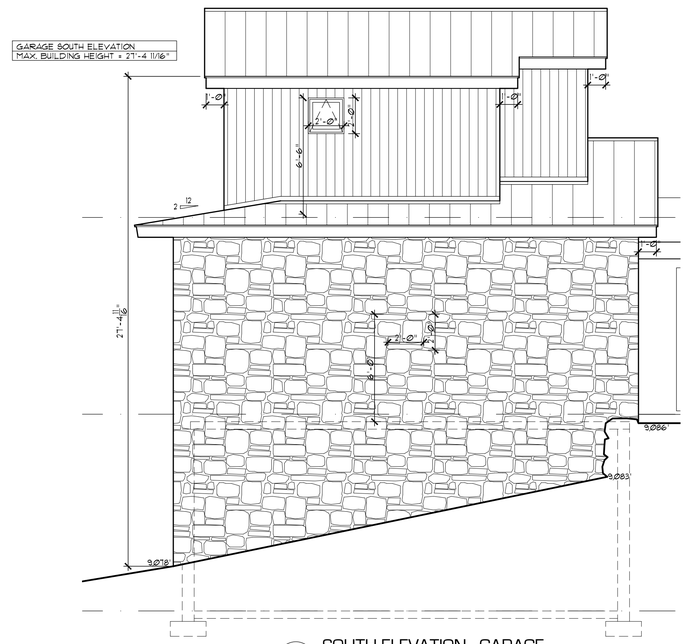

A SOUTH ELEVATION - GARAGE
SCALE: 1/4" = 1'-0"

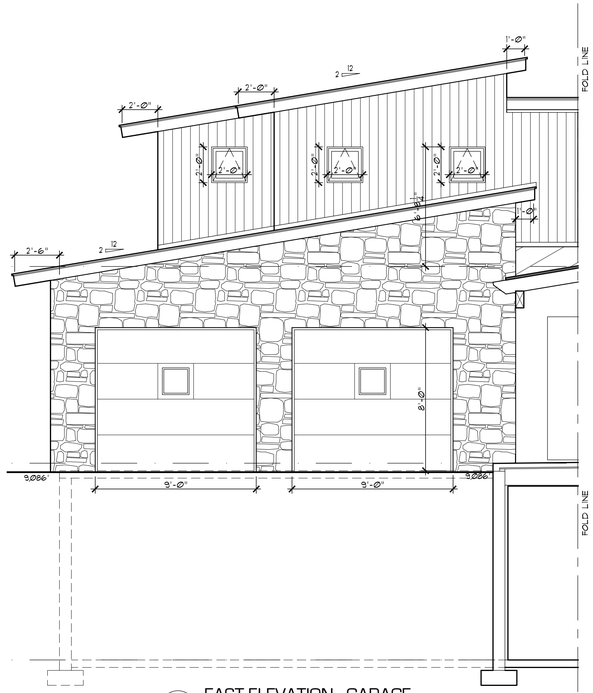

B EAST ELEVATION - GARAGE
SCALE: 1/4" = 1'-0"

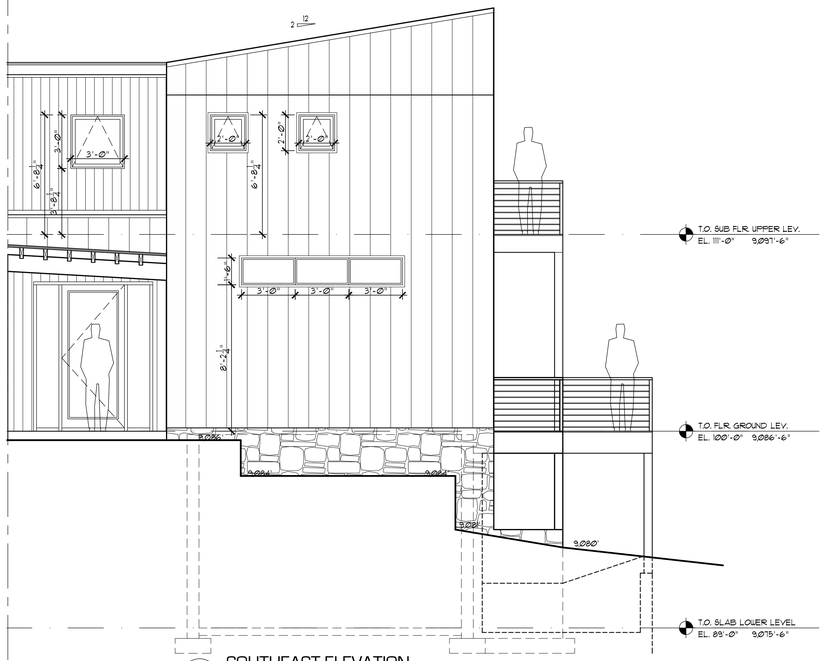

C SOUTHEAST ELEVATION
SCALE: 1/4" = 1'-0"

D NORTHEAST ELEVATION
SCALE: 1/4" = 1'-0"

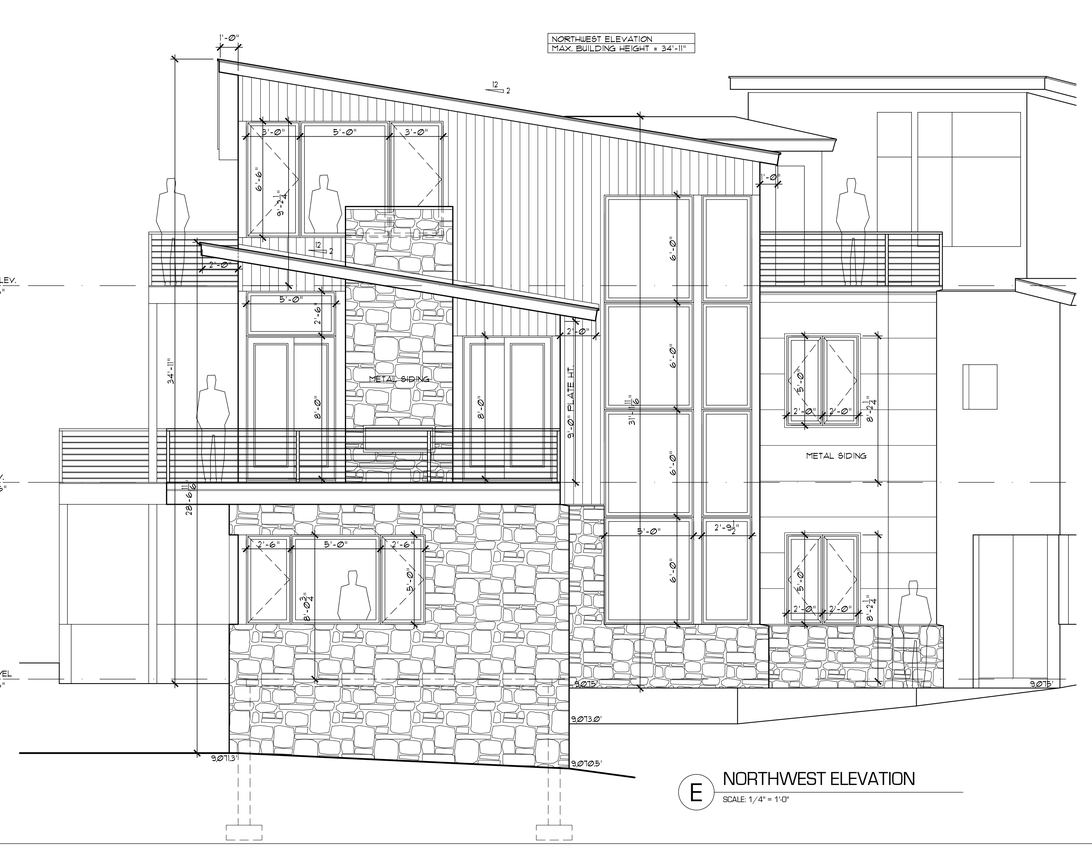

E NORTHWEST ELEVATION
SCALE: 1/4" = 1'-0"

COPYRIGHT 2021

REVISIONS:

STATE OF COLORADO
PETER BLEST LUNDEEN
ARC-402948
4-8-21
LICENSED ARCHITECT

AR-52 RESIDENCE

LOCATION: AR-52 123 ADAMS WAY MOUNTAIN VILLAGE SAN MIGUEL COUNTY

PROJECT: #2014

DATE: APRIL 8, 2021
ISSUED FOR: REVIEW SET

SHEET NUMBER: A4-1
EXTERIOR ELEVATIONS

FUSE architecture + interior
220 East Colorado Ave, Suite 218 P.O.Box 3934 Telluride CO 81435. Office: 970- 728-0841

SOUTHWEST ELEVATION
MAX. BUILDING HEIGHT = 34'-11"

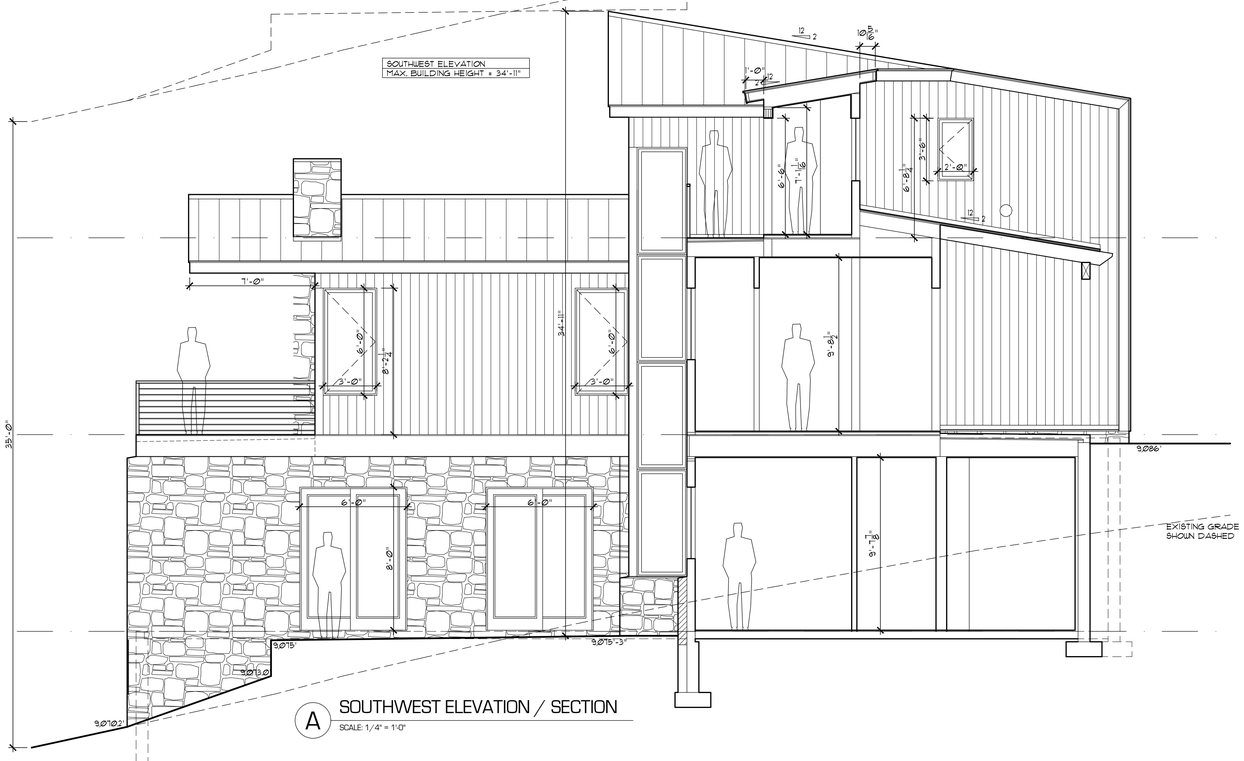

A SOUTHWEST ELEVATION / SECTION
SCALE: 1/4" = 1'-0"

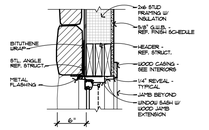

1 WINDOW HEAD (DOOR S/M.)
AT STONE VENEER

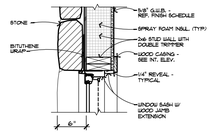

2 WINDOW JAMB (DOOR S/M.)
AT STONE VENEER

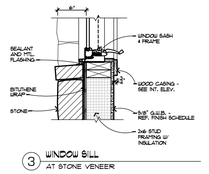

3 WINDOW SILL
AT STONE VENEER

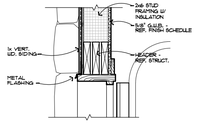

4 GARAGE DOOR HEAD
AT STONE VENEER

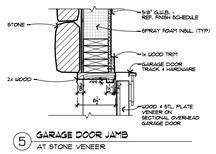

5 GARAGE DOOR JAMB
AT STONE VENEER

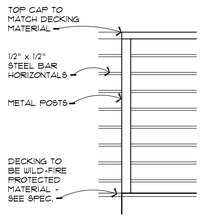

D RAILING DETAIL
SCALE: 3/4" = 1'-0"

NORTH & WEST ELEVATIONS
MAX. BUILDING HEIGHT = 34'-2 5/16"

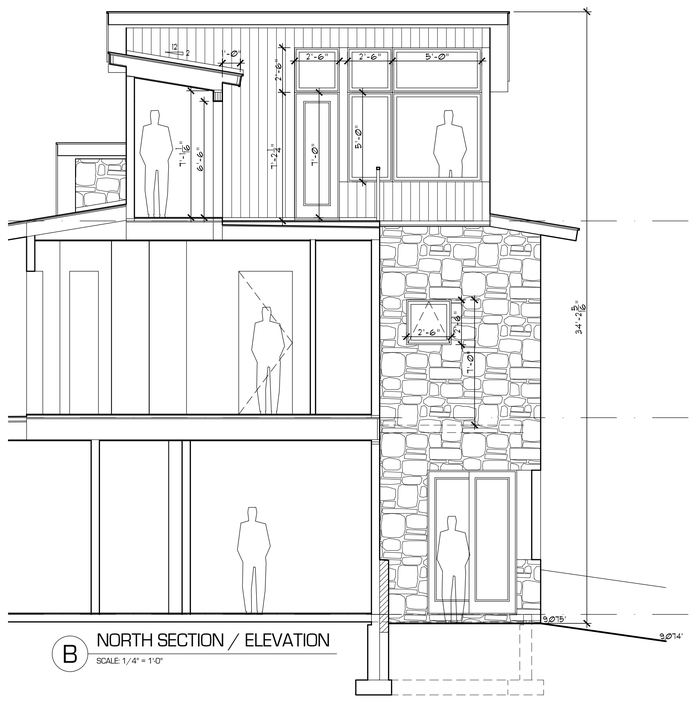

B NORTH SECTION / ELEVATION
SCALE: 1/4" = 1'-0"

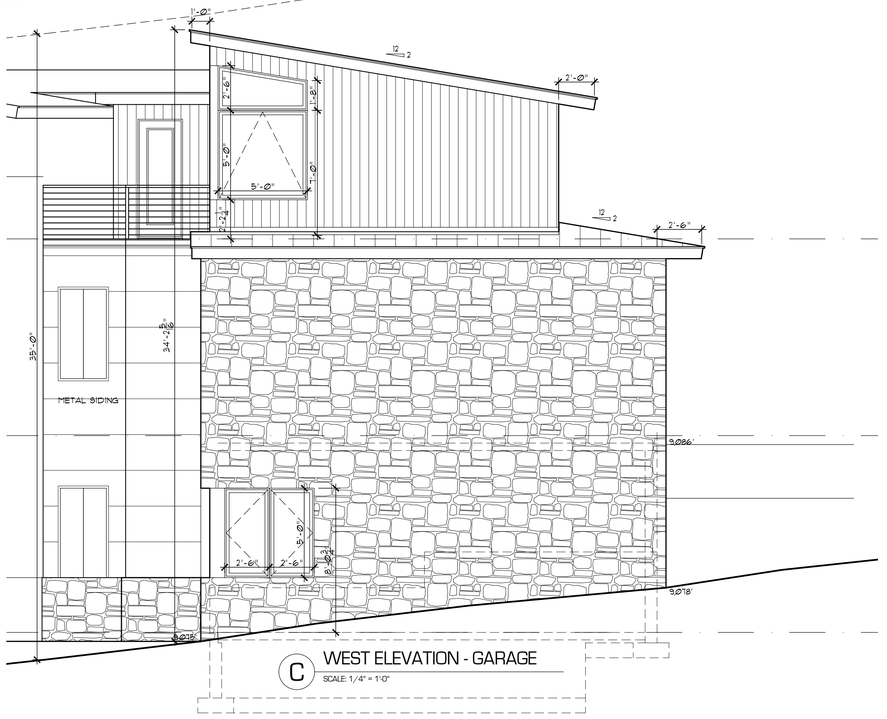

C WEST ELEVATION - GARAGE
SCALE: 1/4" = 1'-0"

COPYRIGHT 2021

REVISIONS:

STATE OF COLORADO
PETER BLEST LUNDEEN
ARC-402948
4-8-21
LICENSED ARCHITECT

PROJECT: #2014
AR-52 RESIDENCE

LOCATION: AR-52 123 ADAMS WAY MOUNTAIN VILLAGE SAN MIGUEL COUNTY

DATE: ISSUED FOR: APRIL 8, 2021 REVIEW SET

SHEET NUMBER: A4-2
EXTERIOR ELEVATIONS

FUSE architecture + interior
220 East Colorado Ave, Suite 218 P.O.Box 3934 Telluride CO 81435. Office: 970- 728-0841

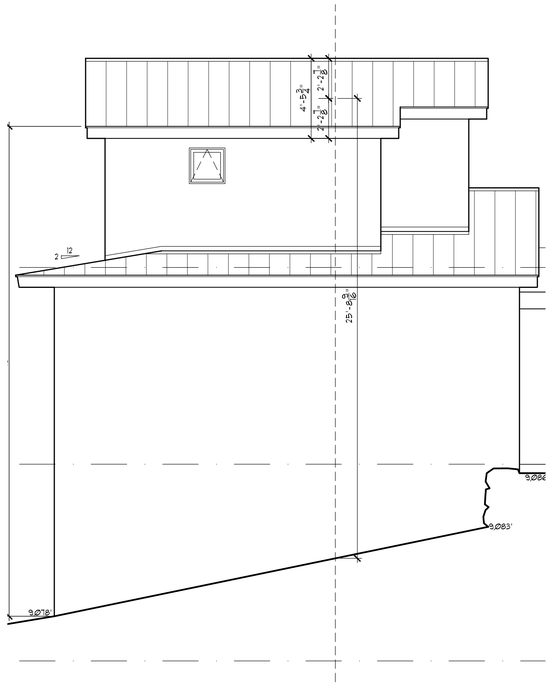

A SOUTH ELEVATION - GARAGE - AVE. HT.
SCALE: 1/4" = 1'-0"

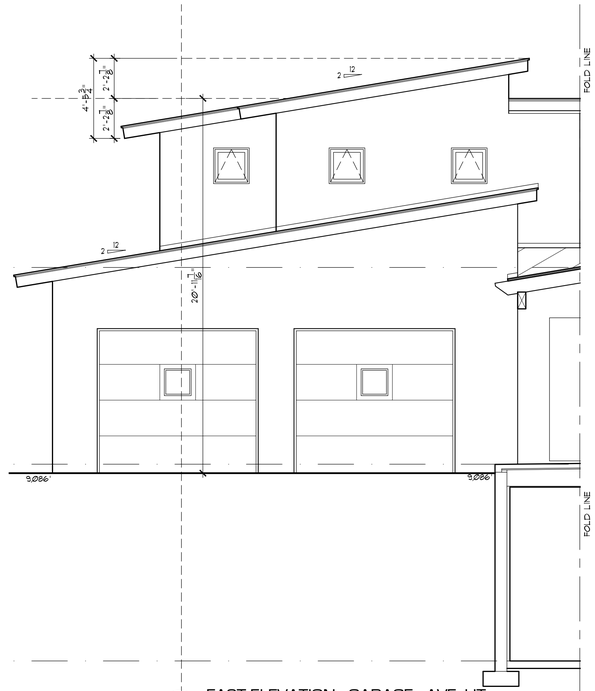

B EAST ELEVATION - GARAGE - AVE. HT.
SCALE: 1/4" = 1'-0"

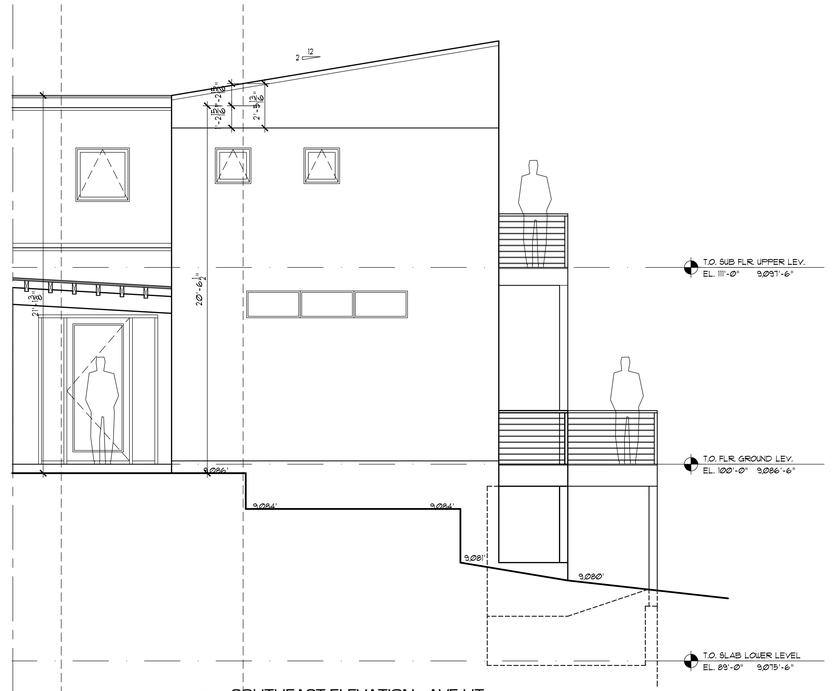

C SOUTHEAST ELEVATION - AVE HT.
SCALE: 1/4" = 1'-0"

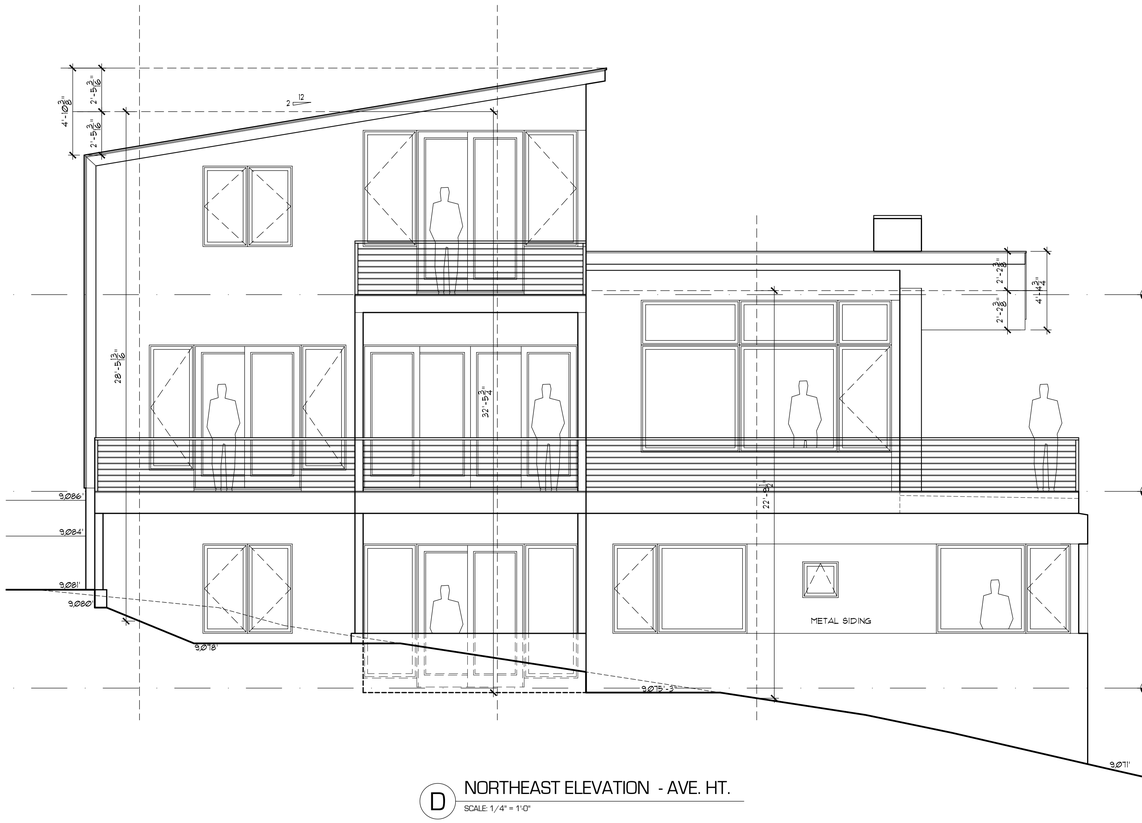

D NORTHEAST ELEVATION - AVE. HT.
SCALE: 1/4" = 1'-0"

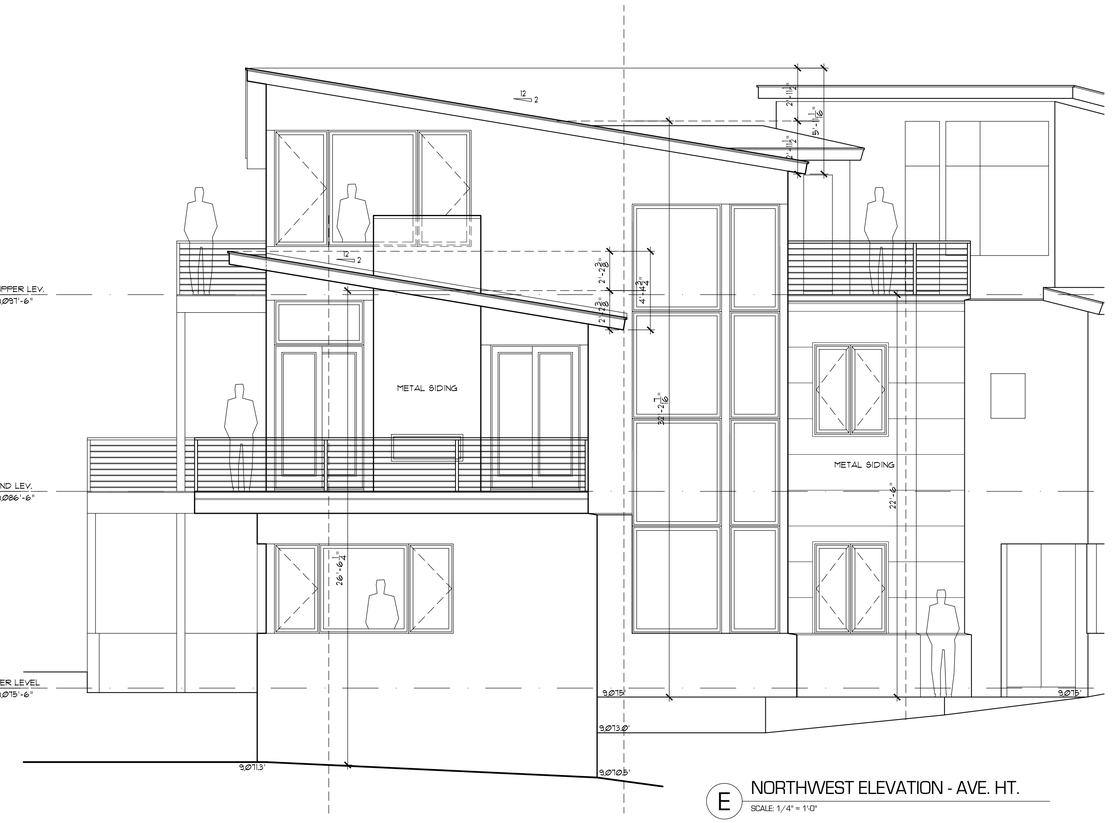

E NORTHWEST ELEVATION - AVE. HT.
SCALE: 1/4" = 1'-0"

COPYRIGHT 2021

REVISIONS:

STATE OF COLORADO
PETER BLEST LUNDEEN
ARC-402948
4-8-21
LICENSED ARCHITECT

AR-52 RESIDENCE

PROJECT: #2014

APRIL 8, 2021
REVIEW SET

DATE:
ISSUED FOR:

LOCATION: AR-52 123 ADAMS WAY MOUNTAIN VILLAGE SAN MIGUEL COUNTY

SHEET NUMBER: A4-3
EXT. ELEVS -AVE HT. CALCS

FUSE architecture + interior
220 East Colorado Ave, Suite 218 P.O.Box 3934 Telluride CO 81435. Office: 970- 728-0841

A SOUTHWEST ELEVATION / SECTION - AVE. HT.
SCALE: 1/4" = 1'-0"

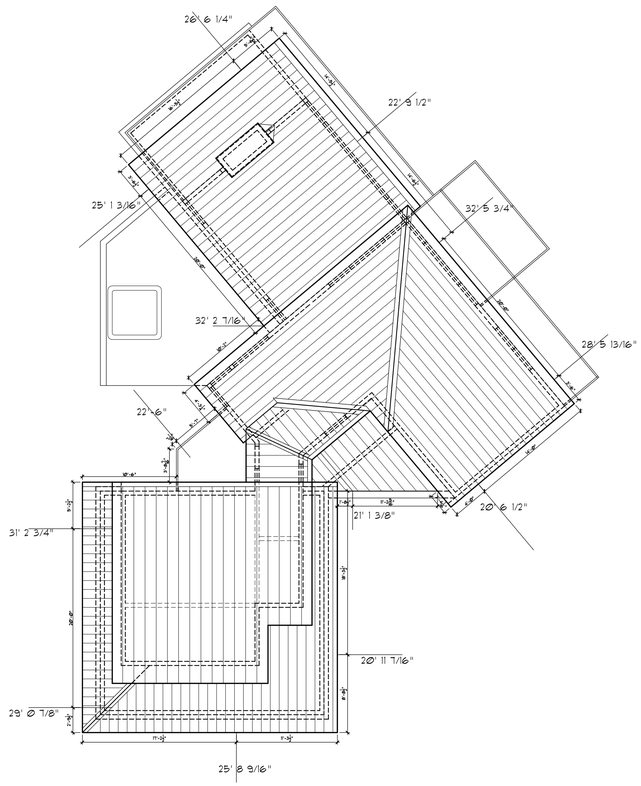

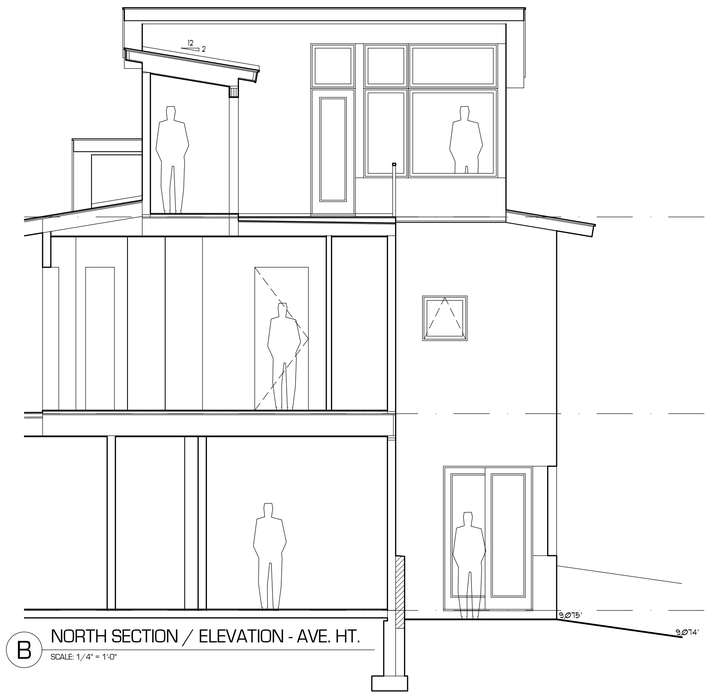

B NORTH SECTION / ELEVATION - AVE. HT.
SCALE: 1/4" = 1'-0"

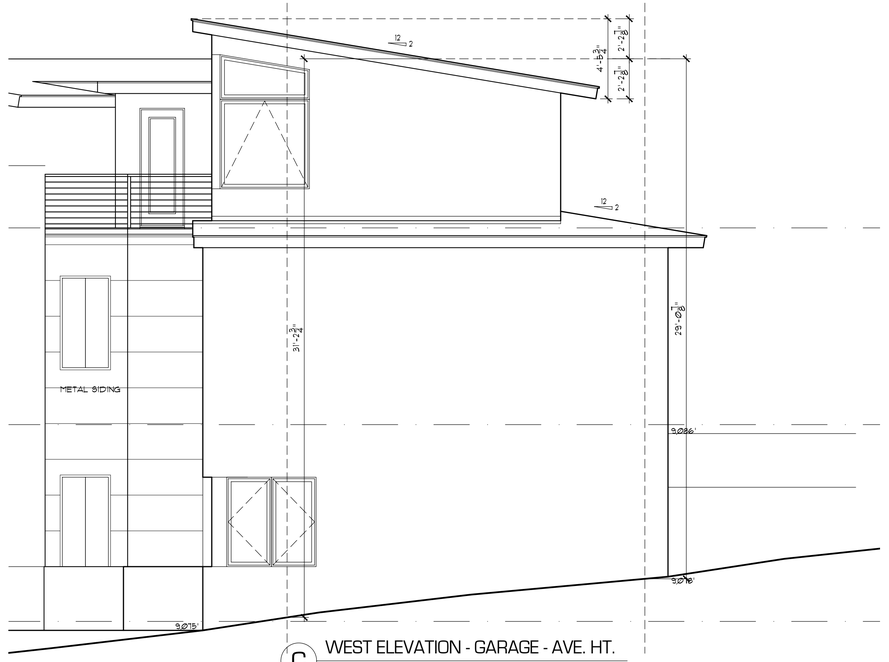

C WEST ELEVATION - GARAGE - AVE. HT.
SCALE: 1/4" = 1'-0"

Ave Roof Height	feet	inches	inch in feet	total in feet
20'-11 7/16	20	11.5	0.96	20.96
21'-1 3/8"	21	1.5	0.13	21.13
20'-6 1/2"	20	6.5	0.54	20.54
28'-5 13/16"	28	5.75	0.48	28.48
32'-5 3/4"	32	5.75	0.48	32.48
22'-9 1/2"	22	9.5	0.79	22.79
26'-6 1/4"	26	6.25	0.52	26.52
25'-1 3/16"	25	1.25	0.10	25.10
32'-2 7/16"	32	2.5	0.21	32.21
22'-6"	22	6	0.50	22.50
31'-2 3/4"	31	2.75	0.23	31.23
29'-0 7/8"	29	1	0.08	29.08
25'-8 9/16"	25	8.5	0.71	25.71
				338.73
26'-0 3/4"			**ave height**	**26.06**

COPYRIGHT 2021

REVISIONS:

STATE OF COLORADO
PETER BLEIST LUNDEEN
ARC-402948
4-8-21
LICENSED ARCHITECT

PROJECT: #2014
AR-52 RESIDENCE

LOCATION: AR-52 123 ADAMS WAY MOUNTAIN VILLAGE SAN MIGUEL COUNTY

DATE: ISSUED FOR: APRIL 8, 2021 REVIEW SET

SHEET NUMBER: A4-4
EXT. ELEVS-AVE HT. CALCS

FUSE architecture + interior
220 East Colorado Ave, Suite 218 P.O.Box 3934 Telluride CO 81435. Office: 970- 728-0841

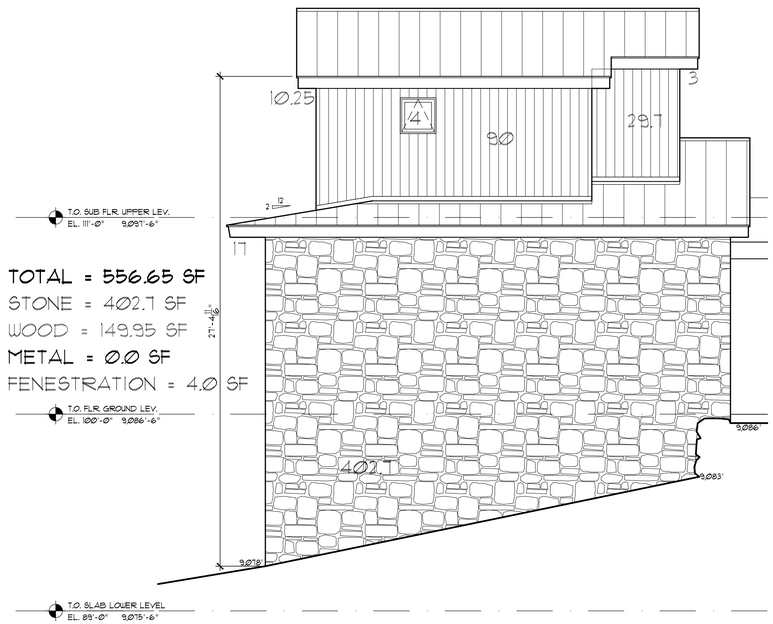

A SOUTH ELEVATION - GARAGE - AVE. HT.
SCALE: 1/4" = 1'-0"

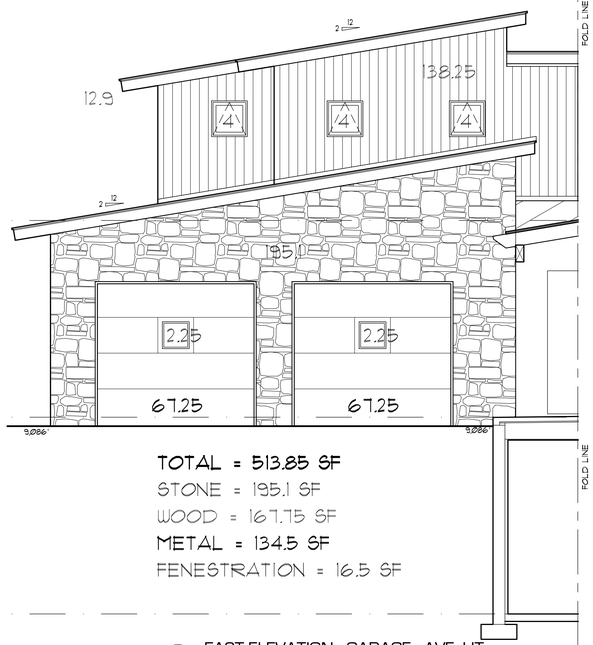

B EAST ELEVATION - GARAGE - AVE. HT.
SCALE: 1/4" = 1'-0"

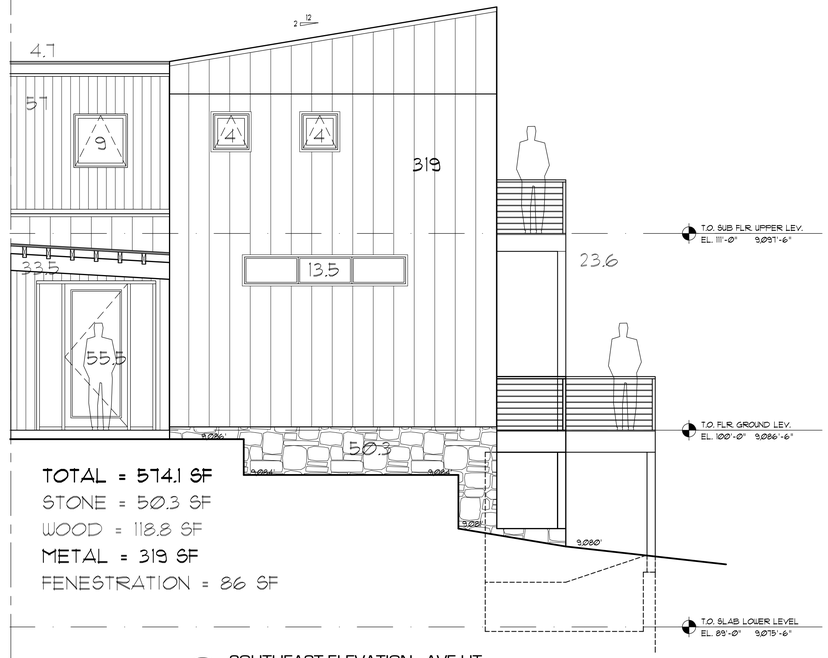

C SOUTHEAST ELEVATION - AVE HT.
SCALE: 1/4" = 1'-0"

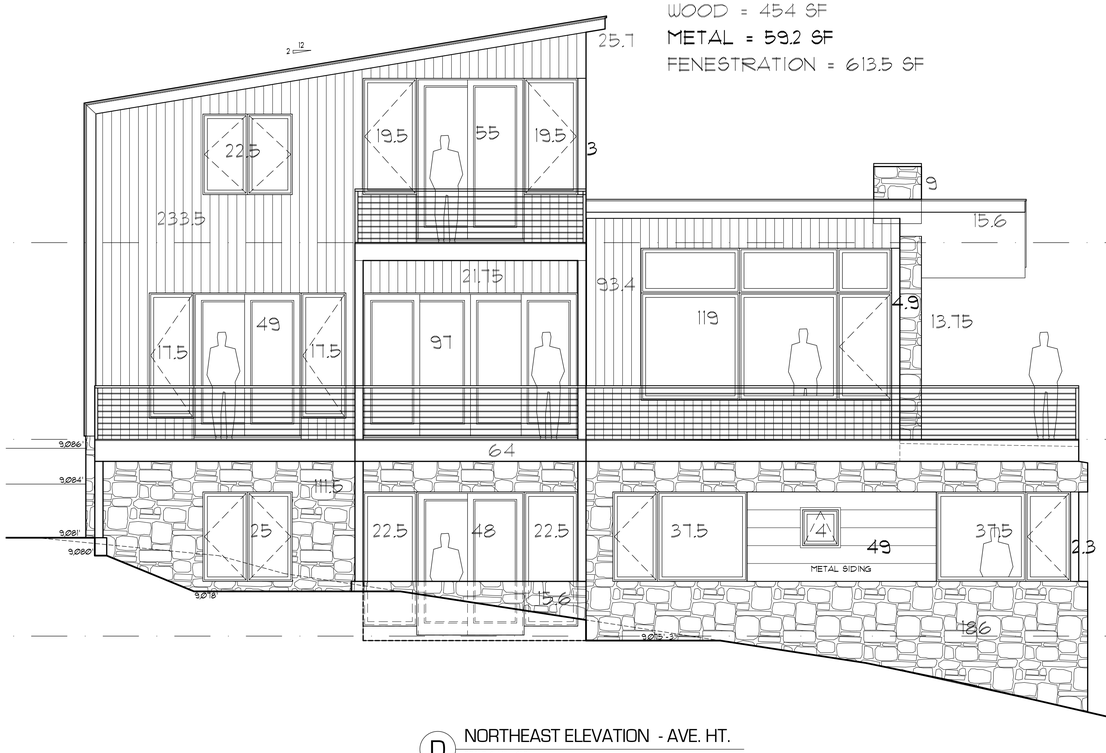

D NORTHEAST ELEVATION - AVE. HT.
SCALE: 1/4" = 1'-0"

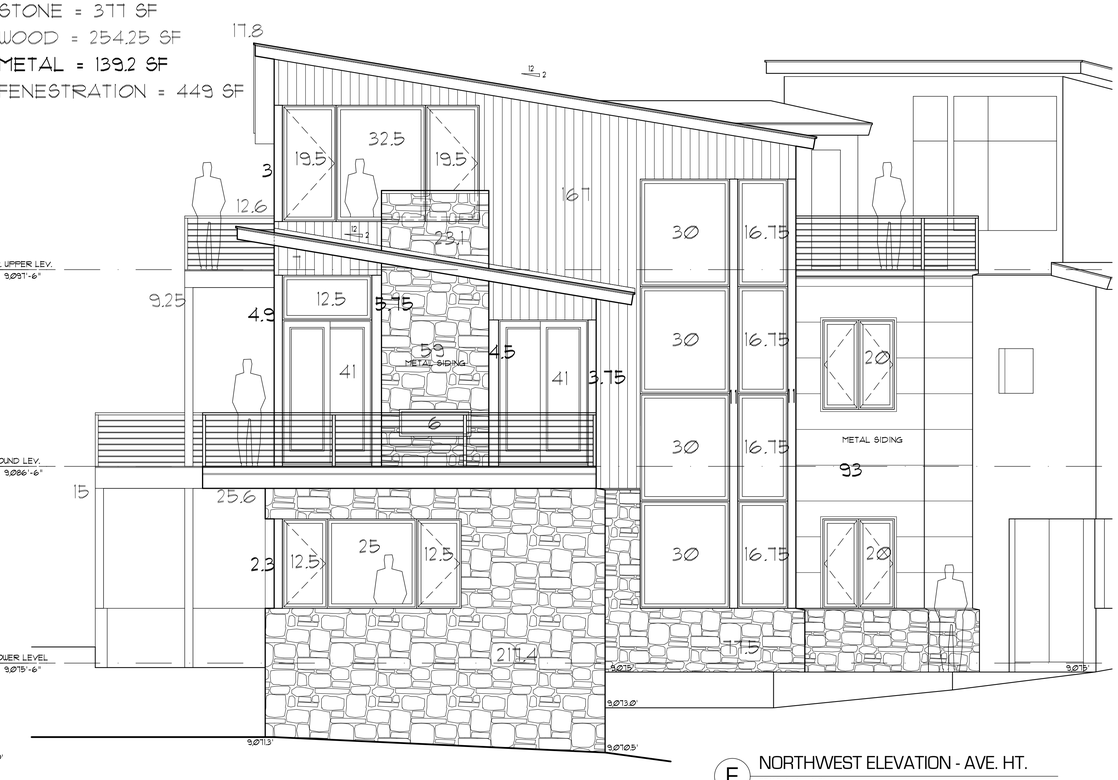

E NORTHWEST ELEVATION - AVE. HT.
SCALE: 1/4" = 1'-0"

COPYRIGHT 2021

REVISIONS:

STATE OF COLORADO
PETER BLEST LUNDEEN
ARC-402948
4-8-21
LICENSED ARCHITECT

AR-52 RESIDENCE

AR-52 123 ADAMS WAY MOUNTAIN VILLAGE SAN MIGUEL COUNTY

PROJECT: #2014

LOCATION:

APRIL 8, 2021 REVIEW SET

DATE: ISSUED FOR:

SHEET NUMBER: A4-5 EXT. ELEVS - MATL CALCS

FUSE architecture + interior
220 East Colorado Ave, Suite 218 P.O.Box 3934 Telluride CO 81435. Office: 970- 728-0841

TOTAL = 901.95 SF
STONE = 253 SF
WOOD = 428.2 SF
METAL = 14.75 SF
FENESTRATION = 206 SF

A SOUTHWEST ELEVATION / SECTION - AVE. HT.
SCALE: 1/4" = 1'-0"

OVERALL TOTAL = 6,466 SF	
STONE = 2,263.45 SF	35.0%
WOOD = 1,860.45 SF	28.8%
METAL = 763.15 SF	11.8%
FENESTRATION = 1,578.95 SF	24.4%

GARAGE NORTH TOTAL = 394.0 SF
STONE = 153.5 SF
WOOD = 102.75 SF
METAL = 11.0 SF
FENESTRATION = 126.75 SF

GARAGE WEST TOTAL = 843.45 SF
STONE = 496 SF
WOOD = 184.75 SF
METAL = 85.5 SF
FENESTRATION = 77.2 SF

GARAGE SOUTH TOTAL = 556.65 SF
STONE = 407.7 SF
WOOD = 149.95 SF
METAL = 0.0 SF
FENESTRATION = 4.0 SF

GARAGE EAST TOTAL = 513.85 SF
STONE = 195.1 SF
WOOD = 167.75 SF
METAL = 134.5 SF
FENESTRATION = 16.5 SF

HOUSE SE ELEV TOTAL = 574.1 SF
STONE = 50.3 SF
WOOD = 118.8 SF
METAL = 319 SF
FENESTRATION = 86 SF

HOUSE NE ELEV TOTAL = 1,462.55 SF
STONE = 335.85 SF
WOOD = 454 SF
METAL = 59.2 SF
FENESTRATION = 613.5 SF

HOUSE NW ELEV TOTAL = 1,219.45 SF
STONE = 377 SF
WOOD = 254.25 SF
METAL = 139.2 SF
FENESTRATION = 449 SF

HOUSE SW ELEV TOTAL = 901.95 SF
STONE = 253 SF
WOOD = 428.2 SF
METAL = 14.75 SF
FENESTRATION = 206 SF

TOTAL = 843.45 SF
STONE = 496 SF
WOOD = 184.75 SF
METAL = 85.5 SF
FENESTRATION = 77.2 SF

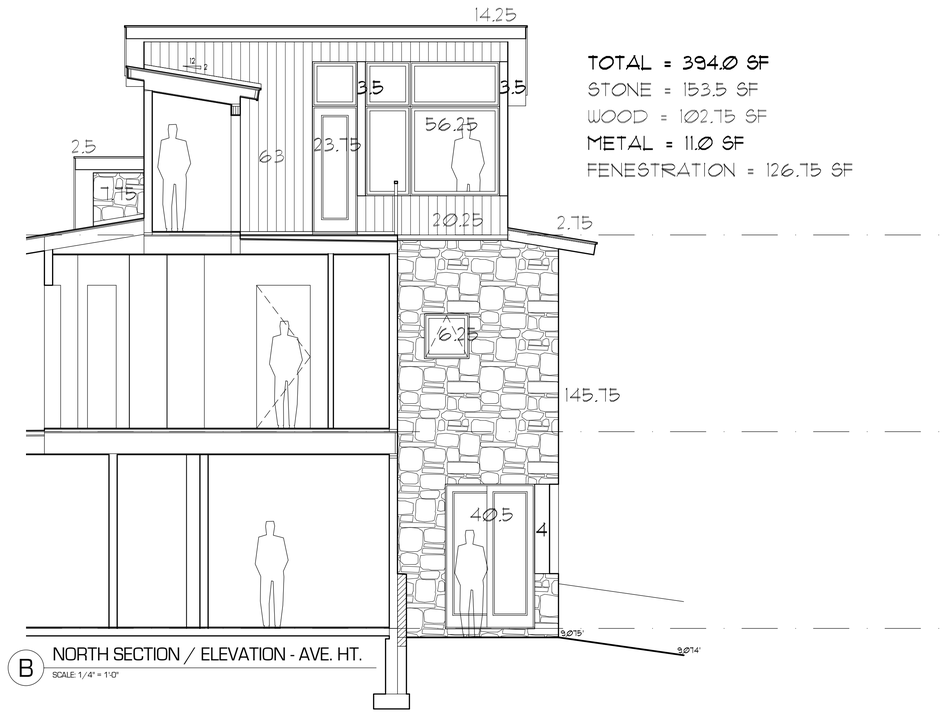

B NORTH SECTION / ELEVATION - AVE. HT.
SCALE: 1/4" = 1'-0"

TOTAL = 394.0 SF
STONE = 153.5 SF
WOOD = 102.75 SF
METAL = 11.0 SF
FENESTRATION = 126.75 SF

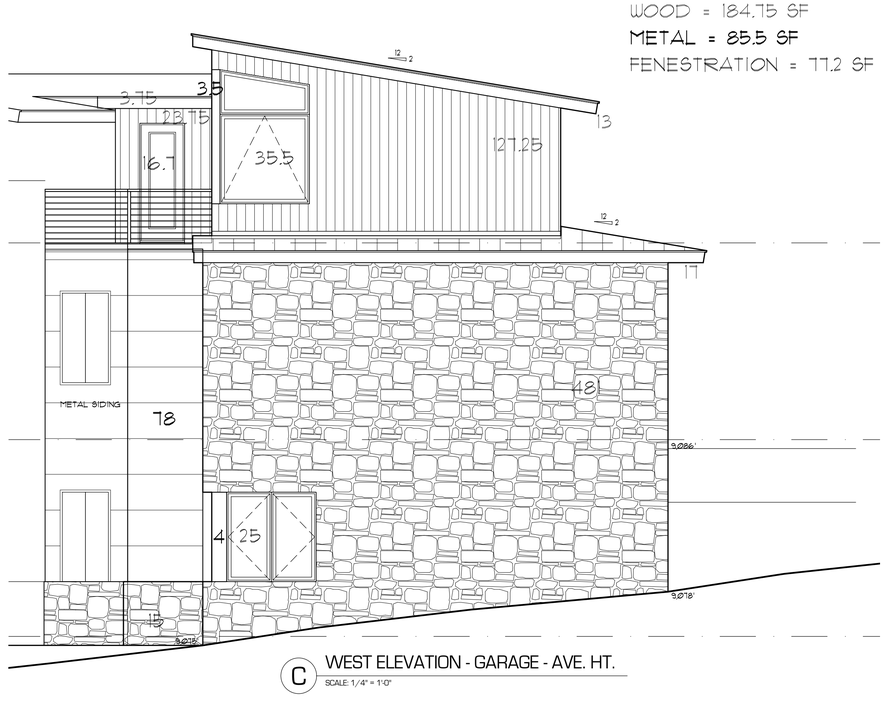

C WEST ELEVATION - GARAGE - AVE. HT.
SCALE: 1/4" = 1'-0"

COPYRIGHT 2021

STATE OF COLORADO
PETER BLEST LUNDEEN
ARC-402948
4-8-21
LICENSED ARCHITECT

REVISIONS:

PROJECT: #2014
AR-52 RESIDENCE

LOCATION: AR-52 123 ADAMS WAY MOUNTAIN VILLAGE SAN MIGUEL COUNTY

DATE: APRIL 8, 2021
ISSUED FOR: REVIEW SET

SHEET NUMBER: A4-6
EXT. ELEVS - MATL. CALCS

FUSE architecture + interior
220 East Colorado Ave, Suite 218 P.O.Box 3934 Telluride CO 81435. Office: 970- 728-0841

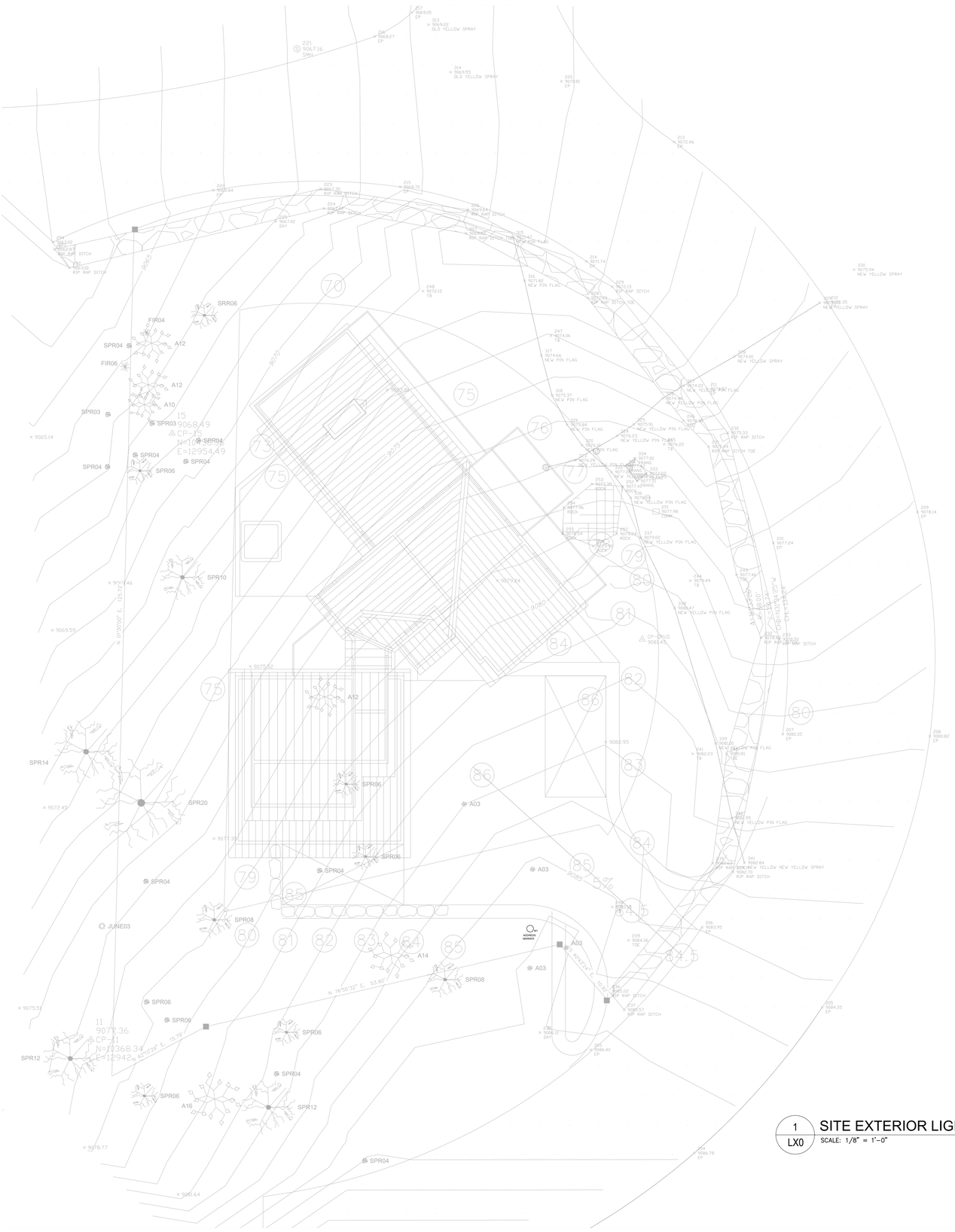

1 LX0 SITE EXTERIOR LIGHTING PLAN

SCALE: 1/8" = 1'-0"

A		RECESSED CAN, VERIFY TRIM COLOR
W		RECESSED CAN W/ LOW PROFILE HOUSING
S		RECESSED CAN, 9:12 TO 12:12 SLOPE
WG		WALL GRAZE RECESSED CAN 6" OFF STONE
R		RECESSED CAN, VERIFY TRIM COLOR
BG		SHOWER BENCH, WET RATED
BKV/BKH		EXTERIOR STEP LIGHT
BL		UPLIGHT SCONCE
BW		BOOT WARMERS
BBQ		BBQ LIGHT
AC		AIR CONDITIONING
CR		CLOCK RECEPTACLE
C		RECESSED CAN
CE		RECESSED CAN WITH ELECTRONIC TRANSFORMER
CAS		ART LIGHTING POWERED BY CLOCK OUTLET
		CLD1 AND CLD2 CLOSET STORAGE
		CSL, SURFACE MOUNTED UNDER CABINET
D		RECESSED NON IC CAN
DP		DRAPERY
D2		RECESSED CAN DOUBLE
D3		RECESSED CAN TRIPLE
DX		COLUMN UPLIGHT
E		RECESSED CAN, SQUARE TRIMLESS
E2		RECESSED CAN, DUAL LAMP TRIMLESS
EC		VERGE CORNER
		ES STAIR HANDRAIL LED
EW		VERTICAL ARCHITECTURAL LED
EW1		LED PANEL
		EWC ARCHITECTURAL LED
EXT2		EXTERIOR SCONCE DARK SKY RATED
EXT3		EXTERIOR PENDANT
EXT4		HISTORIC EXTERIOR SCONCE
F1-2'		2' CLOSET FIXTURE
F1-4'		4' CLOSET FIXTURE
FFL		FLOOR RECEPTACLE
F		LED / FLUORESCENT SURFACE MOUNT
FAN		CEILING FAN
FK		CEILING FAN LIGHT KIT
FN		EXHAUST FAN
Fp		FIREPLACE CONTROL
FS		FESTOON SUSPENDED BY CABLE
GFI		GROUND FAULT OUTLET
GAS		EXTERIOR GAS SCONCE
H		RECESSED PUCK LIGHT
H1		ADJUSTABLE PUCK LIGHT
IM		MINI RECESSED
HT4		1500W ELECTRIC HEAT
HX		UNDER WATER
ID#		SEMI FLUSH DECORATIVE FIXTURE
IDP		HANGING FIXTURE
IDS		WALL MOUNTED DECORATIVE FIXTURE
KA		CABLE LIGHTING
		LIGHTING / SHADING KEYPAD
LX		LANDSCAPE PATH
EX#		LANDSCAPE LOAD NUMBER
#		LOAD NUMBER
S		MOTORIZED SHADE
SB		MOTORIZED BLACK OUT SHADE
DP		MOTORIZED DRAPERY
M		SINGLE HEAD MONOPOINT
MM		MAKEUP MIRROR
MO2		DOUBLE HEADED MONOPOINT
MS		MOTION SENSOR
ML		MIRROR W/ INTEGRATED LIGHTING
MTV		TELEVISION
MZ		MEZZALUNA WALL
P		PENDANT
PD		PD, LED STRIP W/ STRAIGHT CHANNEL
PD		VERTICAL LED STRIP
PD1		WET RATED VERTICAL LED
PD1		WET RATED LED STRIP
PD45		LED IN 45 DEGREE CHANNEL
PD		FLOATING MIRROR
PDR		MINI LINEAR LED
SDT		RECESS TROUGH
PNL		LIGHTING MODULE ENCLOSURE
PROJ		PROJECTOR (BY OTHERS)
PX		POOL LIGHT
RMS		SUSPENDED MAGNET
RM		RECESS MAGNET
STW		THIN WALL
RU		OUTLET / USB
S		STEP LIGHT
SA		READING LIGHT
SS		SUSPENDERS
TWV		THIN WALL VERTICAL
$j		JAMB SWITCH
$		SINGLE POLE SWITCH
$3		THREE WAY SWITCH
$3d		THREE WAY WALL BOX DIMMER
$d		SINGLE POLE WALL BOX DIMMER
$f		EXHAUST FAN SWITCH WITH TIME OUT
$m		INTEGRATED WALL BOX SMART DIMMER
		SWITCHED OUTLET
T		TRANSFORMER/DRIVER, WATTAGE TBD
TWW		WALL MOUNTED MONORAIL
TWH		THIN WALL HORIZONTAL
Tc		TIME CLOCK
TL		TABLE LAMP
TW		MONORAIL SYSTEMS
U		IN GROUND UPLIGHT
VA		VANITY SCONCE
VP		VAPOR PROOF FIXTURE
VP1		VAPOR PROOF WALL MOUNT
WW		RECESS WALL WASHER
X		WALL SCONCE W/ INTEGRAL SWITCH
Z		SURFACE MOUNTED CEILING W/ LENS

David Craige | CLC | IALD
209 Hillside Lane
Telluride, CO 81435
970.729.1403

AR-52 RESIDENCE

ADAMS WAY
MOUNTAIN VILLAGE

2021.03.16 DRB SUBMITTAL
2021.03.24 OAC NOTES

LX0 - SITE EXTERIOR LIGHTING PLAN
LX1 - LOWER LEVEL EXTERIOR LIGHTING PLAN
LX2 - MAIN LEVEL EXTERIOR LIGHTING PLAN
LX3 - UPPER LEVEL EXTERIOR LIGHTING PLAN
LX4 - EXTERIOR LIGHTING ELEVATIONS

SITE EXTERIOR LIGHTING PLAN

LX0

PROJECT ADDRESS SUBMITTAL SHEET INDEX DWG TITLE

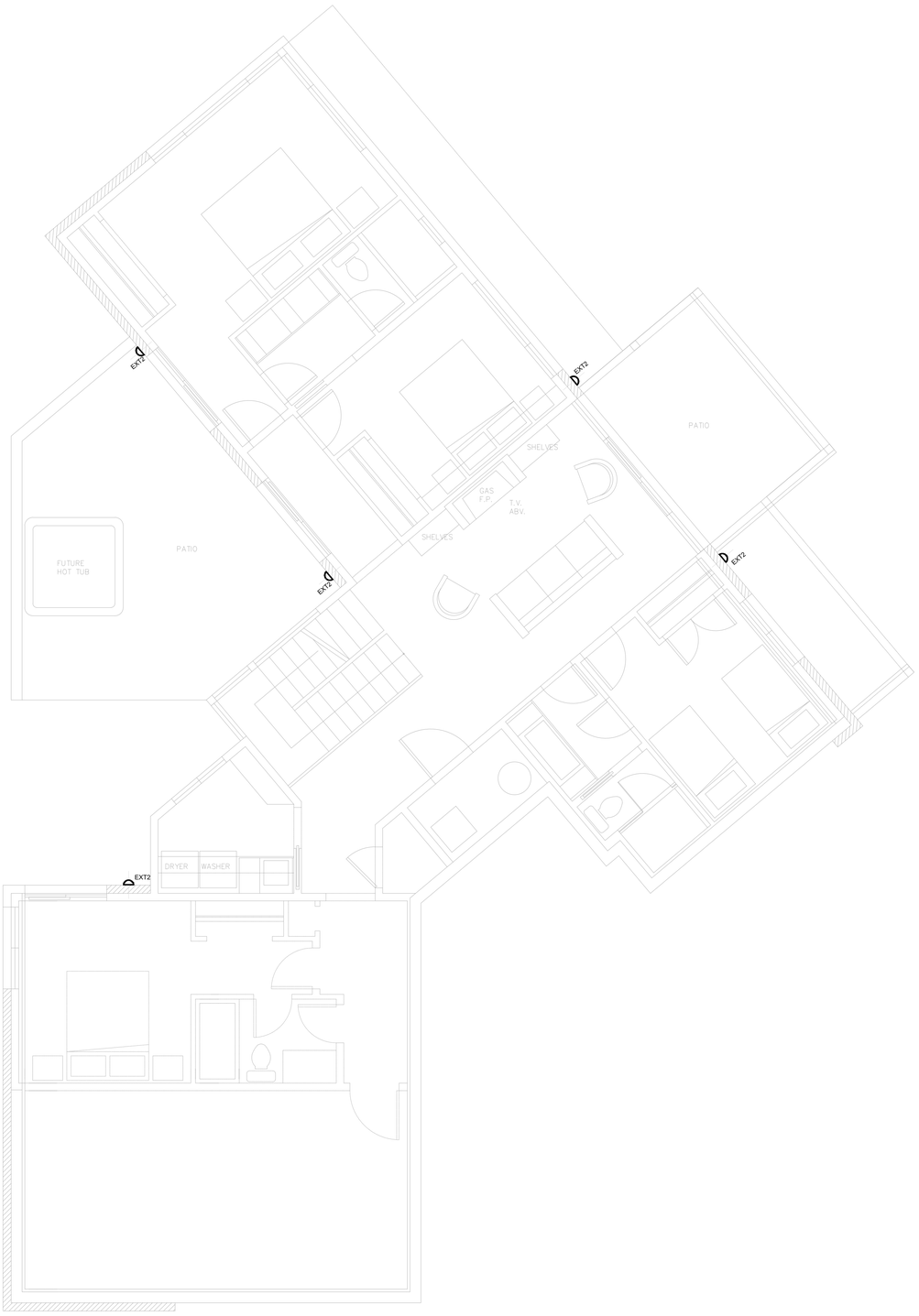

1 / LX1 LOWER LEVEL EXTERIOR LIGHTING PLAN
SCALE: 1/4" = 1'-0"

A RECESSED CAN, VERIFY TRIM COLOR
AC RECESSED CAN W/ LOW PROFILE HOUSING
AS RECESSED CAN, 9:12 TO 12:12 SLOPE
AG WALL GRAZE RECESSED CAN 6" OFF STONE
B RECESSED CAN, VERIFY TRIM COLOR
BG SHOWER BENCH, WET RATED
BKV/BKH EXTERIOR STEP LIGHT
BL UPLIGHT SCONCE
BW BOOT WARMERS
BBQ BBQ LIGHT
AC AIR CONDITIONING
CR CLOCK RECEPTACLE
C RECESSED CAN
CE RECESSED CAN WITH ELECTRONIC TRANSFORMER
CAS ART LIGHTING POWERED BY CLOCK OUTLET
CLD1 AND CLD2 CLOSET STORAGE
CSL, SURFACE MOUNTED UNDER CABINET
D RECESSED NON IC CAN
DP DRAPERY
D2 RECESSED CAN DOUBLE
D3 RECESSED CAN TRIPLE
DX COLUMN UPLIGHT
E RECESSED CAN, SQUARE TRIMLESS
E2 RECESSED CAN, DUAL LAMP TRIMLESS
EC VERGE CORNER
ES STAIR HANDRAIL LED
EW VERTICAL ARCHITECTURAL LED
EW1 LED PANEL
EWC ARCHITECTURAL LED
EXT2 EXTERIOR SCONCE DARK SKY RATED
EXT3 EXTERIOR PENDANT
EXT4 HISTORIC EXTERIOR SCONCE
F1-2' 2' CLOSET FIXTURE
F1-4' 4' CLOSET FIXTURE
FFL FLOOR RECEPTACLE
F LED / FLUORESCENT SURFACE MOUNT
FAN CEILING FAN
FK CEILING FAN LIGHT KIT
FN EXHAUST FAN
Fp FIREPLACE CONTROL
FS FESTOON SUSPENDED BY CABLE
GFI GROUND FAULT OUTLET
GAS EXTERIOR GAS SCONCE
H RECESSED PUCK LIGHT
H1 ADJUSTABLE PUCK LIGHT
HM MINI RECESSED
HT4 1500W ELECTRIC HEAT
HX UNDER WATER
ID# SEMI FLUSH DECORATIVE FIXTURE
IDP HANGING FIXTURE
IDS WALL MOUNTED DECORATIVE FIXTURE
KA CABLE LIGHTING
LIGHTING / SHADING KEYPAD
LX LANDSCAPE PATH
EX# LANDSCAPE LOAD NUMBER
LOAD NUMBER
S MOTORIZED SHADE
SB MOTORIZED BLACK OUT SHADE
DP MOTORIZED DRAPERY
M SINGLE HEAD MONOPOINT
MM MAKEUP MIRROR
MO2 DOUBLE HEADED MONOPOINT
MS MOTION SENSOR
ML MIRROR W/ INTEGRATED LIGHTING
MTV TELEVISION
MZ MEZZALUNA WALL
P PENDANT
PD, LED STRIP W/ STRAIGHT CHANNEL
PD VERTICAL LED STRIP
PD1 WET RATED VERTICAL LED
PD1 WET RATED LED STRIP
PD45 LED IN 45 DEGREE CHANNEL
PD FLOATING MIRROR
PDR MINI LINEAR LED
RPT RECESS TROUGH
PNL LIGHTING MODULE ENCLOSURE
PROJ PROJECTOR (BY OTHERS)
PX POOL LIGHT
RMS SUSPENDED MAGNET
RM RECESS MAGNET
STW THIN WALL
RU OUTLET / USB
S STEP LIGHT
SA READING LIGHT
SS SUSPENDERS
TWV THIN WALL VERTICAL
$j JAMB SWITCH
$ SINGLE POLE SWITCH
$3 THREE WAY SWITCH
$3d THREE WAY WALL BOX DIMMER
$d SINGLE POLE WALL BOX DIMMER
$f EXHAUST FAN SWITCH WITH TIME OUT
$m INTEGRATED WALL BOX SMART DIMMER
SWITCHED OUTLET
T TRANSFORMER/DRIVER, WATTAGE TBD
TWW WALL MOUNTED MONORAIL
TWH THIN WALL HORIZONTAL
Tc TIME CLOCK
TL TABLE LAMP
TW MONORAIL SYSTEMS
U IN GROUND UPLIGHT
VA VANITY SCONCE
VP VAPOR PROOF FIXTURE
VP1 VAPOR PROOF WALL MOUNT
WW RECESS WALL WASHER
X WALL SCONCE W/ INTEGRAL SWITCH
Z SURFACE MOUNTED CEILING W/ LENS

David Craige | CLC | IALD
209 Hillside Lane
Telluride, CO 81435
970.729.1403

AR-52 RESIDENCE

PROJECT

ADAMS WAY
MOUNTAIN VILLAGE

ADDRESS

2021.03.16 DRB SUBMITTAL
2021.03.24 OAC NOTES

SUBMITTAL

SHEET INDEX

LX0 - SITE EXTERIOR LIGHTING PLAN
LX1 - LOWER LEVEL EXTERIOR LIGHTING PLAN
LX2 - MAIN LEVEL EXTERIOR LIGHTING PLAN
LX3 - UPPER LEVEL EXTERIOR LIGHTING PLAN
LX4 - EXTERIOR LIGHTING ELEVATIONS

DWG TITLE

LOWER LEVEL EXTERIOR LIGHTING PLAN

LX1

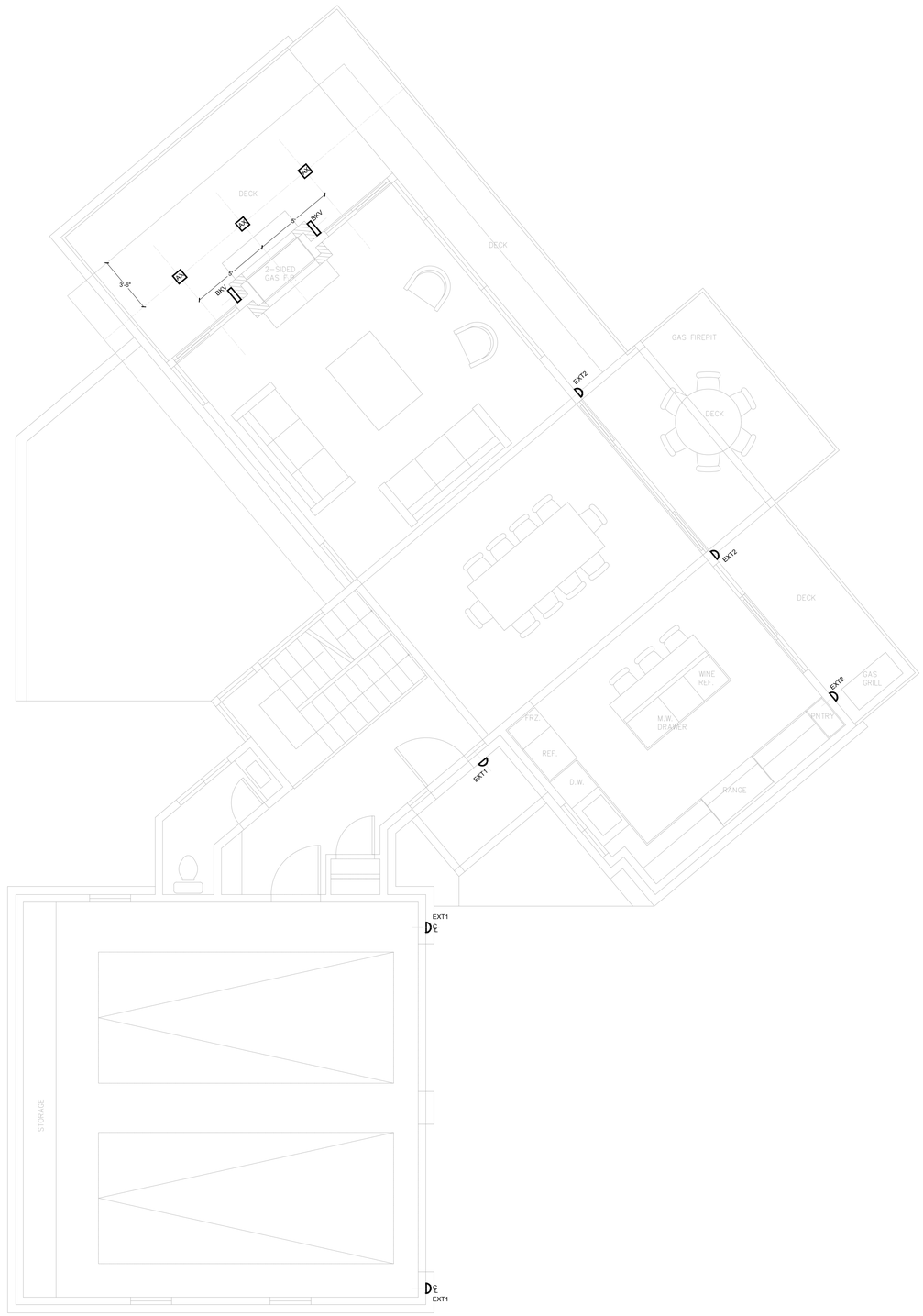

2 LX2 MAIN LEVEL EXTERIOR LIGHTING PLAN
SCALE: 1/4" = 1'-0"

A RECESSED CAN, VERIFY TRIM COLOR
AW RECESSED CAN W/ LOW PROFILE HOUSING
B RECESSED CAN, 9:12 TO 12:12 SLOPE
AG WALL GRAZE RECESSED CAN 6" OFF STONE
B RECESSED CAN, VERIFY TRIM COLOR
BG SHOWER BENCH, WET RATED
BKV/BKH EXTERIOR STEP LIGHT
BL UPLIGHT SCONCE
BW BOOT WARMERS
BBQ BBQ LIGHT
AC AIR CONDITIONING
CR CLOCK RECEPTACLE
C RECESSED CAN
CE RECESSED CAN WITH ELECTRONIC TRANSFORMER
CAS ART LIGHTING POWERED BY CLOCK OUTLET
CLD1 AND CLD2 CLOSET STORAGE
CSL, SURFACE MOUNTED UNDER CABINET
D RECESSED NON IC CAN
DP DRAPERY
D2 RECESSED CAN DOUBLE
D3 RECESSED CAN TRIPLE
DX COLUMN UPLIGHT
E RECESSED CAN, SQUARE TRIMLESS
EQ RECESSED CAN, DUAL LAMP TRIMLESS
EC VERGE CORNER
ES STAIR HANDRAIL LED
EW VERTICAL ARCHITECTURAL LED
EW1 LED PANEL
EWC ARCHITECTURAL LED
EXT2 EXTERIOR SCONCE DARK SKY RATED
EXT3 EXTERIOR PENDANT
EXT4 HISTORIC EXTERIOR SCONCE
F1-2' 2' CLOSET FIXTURE
F1-4' 4' CLOSET FIXTURE
FFL FLOOR RECEPTACLE
F LED / FLUORESCENT SURFACE MOUNT
FAN CEILING FAN
FK CEILING FAN LIGHT KIT
FN EXHAUST FAN
Fp FIREPLACE CONTROL
FS FESTOON SUSPENDED BY CABLE
GFI GROUND FAULT OUTLET
GAS EXTERIOR GAS SCONCE
H RECESSED PUCK LIGHT
H1 ADJUSTABLE PUCK LIGHT
HM MINI RECESSED
HT4 1500W ELECTRIC HEAT
HX UNDER WATER
ID# SEMI FLUSH DECORATIVE FIXTURE
IDP HANGING FIXTURE
IDS WALL MOUNTED DECORATIVE FIXTURE
KA CABLE LIGHTING
LIGHTING / SHADING KEYPAD
LX LANDSCAPE PATH
EX# LANDSCAPE LOAD NUMBER
LOAD NUMBER
S MOTORIZED SHADE
SB MOTORIZED BLACK OUT SHADE
DP MOTORIZED DRAPERY
M SINGLE HEAD MONOPOINT
MM MAKEUP MIRROR
MO2 DOUBLE HEADED MONOPOINT
MS MOTION SENSOR
ML MIRROR W/ INTEGRATED LIGHTING
MTV TELEVISION
MZ MEZZALUNA WALL
P PENDANT
PD, LED STRIP W/ STRAIGHT CHANNEL
PD VERTICAL LED STRIP
PD1 WET RATED VERTICAL LED
PD1 WET RATED LED STRIP
PD45 LED IN 45 DEGREE CHANNEL
JPD FLOATING MIRROR
PDR MINI LINEAR LED
RPT RECESS TROUGH
PNL LIGHTING MODULE ENCLOSURE
PROJ PROJECTOR (BY OTHERS)
PX POOL LIGHT
RMS SUSPENDED MAGNET
RM RECESS MAGNET
STW THIN WALL
RU OUTLET / USB
S STEP LIGHT
SA READING LIGHT
SS SUSPENDERS
TWV THIN WALL VERTICAL
$j JAMB SWITCH
$ SINGLE POLE SWITCH
$3 THREE WAY SWITCH
$3d THREE WAY WALL BOX DIMMER
$d SINGLE POLE WALL BOX DIMMER
$f EXHAUST FAN SWITCH WITH TIME OUT
$m INTEGRATED WALL BOX SMART DIMMER
SWITCHED OUTLET
T TRANSFORMER/DRIVER, WATTAGE TBD
TWW WALL MOUNTED MONORAIL
TWH THIN WALL HORIZONTAL
Tc TIME CLOCK
TL TABLE LAMP
TW MONORAIL SYSTEMS
U IN GROUND UPLIGHT
VA VANITY SCONCE
VP VAPOR PROOF FIXTURE
VP1 VAPOR PROOF WALL MOUNT
WW RECESS WALL WASHER
X WALL SCONCE W/ INTEGRAL SWITCH
Z SURFACE MOUNTED CEILING W/ LENS

David Craige | CLC | IALD
209 Hillside Lane
Telluride, CO 81435
970.729.1403

AR-52 RESIDENCE

ADAMS WAY
MOUNTAIN VILLAGE

2021.03.16 DRB SUBMITTAL
2021.03.24 OAC NOTES

SHEET INDEX

LX0 - SITE EXTERIOR LIGHTING PLAN
LX1 - LOWER LEVEL EXTERIOR LIGHTING PLAN
LX2 - MAIN LEVEL EXTERIOR LIGHTING PLAN
LX3 - UPPER LEVEL EXTERIOR LIGHTING PLAN
LX4 - EXTERIOR LIGHTING ELEVATIONS

DWG TITLE

MAIN LEVEL EXTERIOR LIGHTING PLAN

LX2

ADDRESS

PROJECT

SUBMITTAL

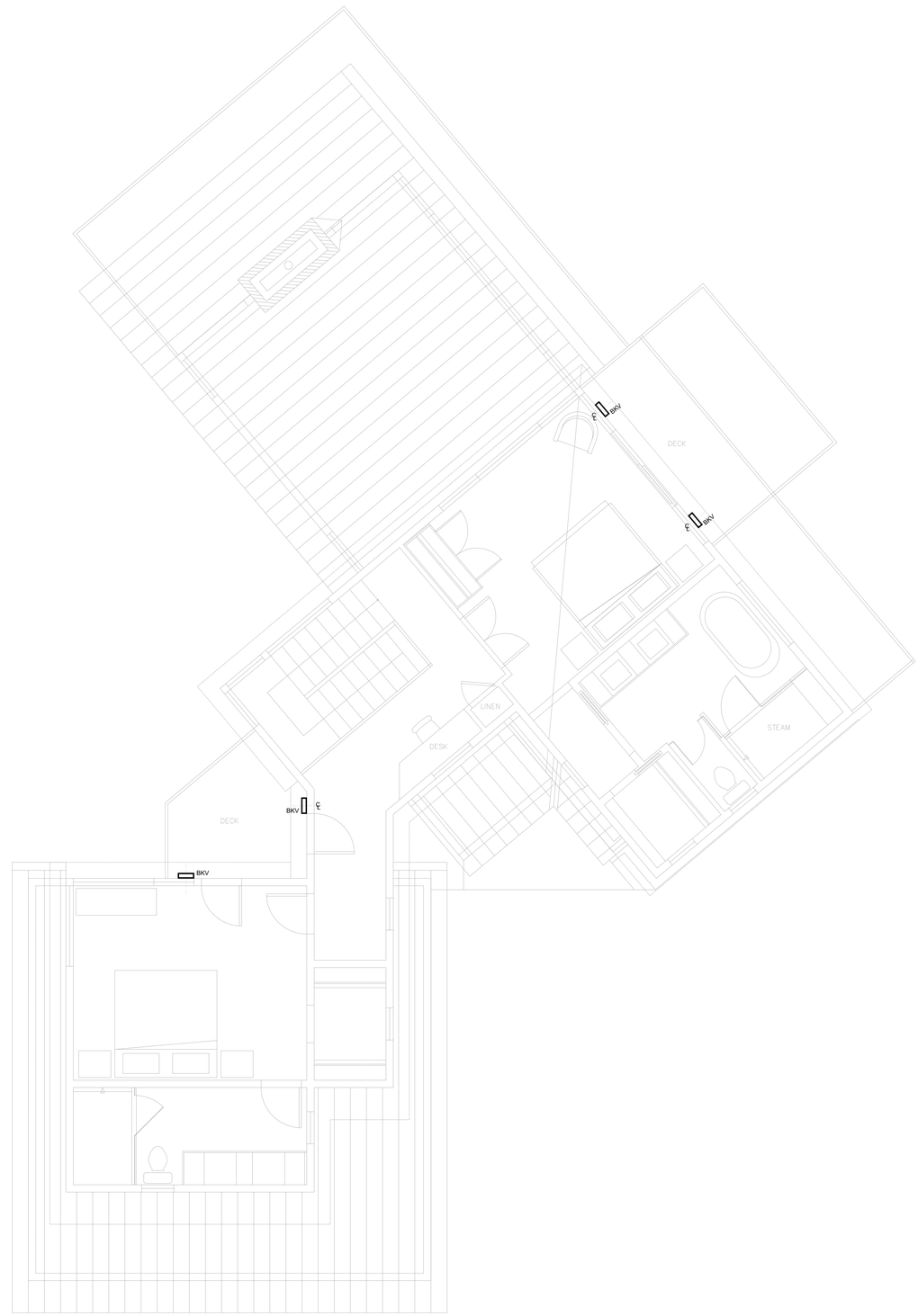

3 / LX3 UPPER LEVEL EXTERIOR LIGHTING PLAN
SCALE: 1/4" = 1'-0"

A RECESSED CAN, VERIFY TRIM COLOR
AW RECESSED CAN W/ LOW PROFILE HOUSING
B RECESSED CAN, 9:12 TO 12:12 SLOPE
AG WALL GRAZE RECESSED CAN 6" OFF STONE
B RECESSED CAN, VERIFY TRIM COLOR
BG SHOWER BENCH, WET RATED
BKV/BKH EXTERIOR STEP LIGHT
BL UPLIGHT SCONCE
BW BOOT WARMERS
BBQ BBQ LIGHT
AC AIR CONDITIONING
CR CLOCK RECEPTACLE
C RECESSED CAN
CE RECESSED CAN WITH ELECTRONIC TRANSFORMER
CAS ART LIGHTING POWERED BY CLOCK OUTLET
CLD1 AND CLD2 CLOSET STORAGE
CSL, SURFACE MOUNTED UNDER CABINET
D RECESSED NON IC CAN
DP DRAPERY
D2 RECESSED CAN DOUBLE
D3 RECESSED CAN TRIPLE
DX COLUMN UPLIGHT
E RECESSED CAN, SQUARE TRIMLESS
ED RECESSED CAN, DUAL LAMP TRIMLESS
EC VERGE CORNER
ES STAIR HANDRAIL LED
EW VERTICAL ARCHITECTURAL LED
EW1 LED PANEL
EWC ARCHITECTURAL LED
EXT2 EXTERIOR SCONCE DARK SKY RATED
EXT3 EXTERIOR PENDANT
EXT4 HISTORIC EXTERIOR SCONCE
F1-2' 2' CLOSET FIXTURE
F1-4' 4' CLOSET FIXTURE
FFL FLOOR RECEPTACLE
F LED / FLUORESCENT SURFACE MOUNT
FAN CEILING FAN
FK CEILING FAN LIGHT KIT
FN EXHAUST FAN
Fp FIREPLACE CONTROL
FS FESTOON SUSPENDED BY CABLE
GFI GROUND FAULT OUTLET
GAS EXTERIOR GAS SCONCE
H RECESSED PUCK LIGHT
H1 ADJUSTABLE PUCK LIGHT
HM MINI RECESSED
HT4 1500W ELECTRIC HEAT
HX UNDER WATER
ID# SEMI FLUSH DECORATIVE FIXTURE
IDP HANGING FIXTURE
IDS WALL MOUNTED DECORATIVE FIXTURE
KA CABLE LIGHTING
LIGHTING / SHADING KEYPAD
LX LANDSCAPE PATH
EX# LANDSCAPE LOAD NUMBER
LOAD NUMBER
S MOTORIZED SHADE
SB MOTORIZED BLACK OUT SHADE
DP MOTORIZED DRAPERY
M SINGLE HEAD MONOPOINT
MM MAKEUP MIRROR
MO2 DOUBLE HEADED MONOPOINT
MS MOTION SENSOR
ML MIRROR W/ INTEGRATED LIGHTING
MTV TELEVISION
MZ MEZZALUNA WALL
P PENDANT
PD, LED STRIP W/ STRAIGHT CHANNEL
PD VERTICAL LED STRIP
PD1 WET RATED VERTICAL LED
PD1 WET RATED LED STRIP
PD45 LED IN 45 DEGREE CHANNEL
PD FLOATING MIRROR
PDR MINI LINEAR LED
RPT RECESS TROUGH
PNL LIGHTING MODULE ENCLOSURE
PROJ PROJECTOR (BY OTHERS)
PX POOL LIGHT
RMS SUSPENDED MAGNET
RM RECESS MAGNET
STW THIN WALL
RU OUTLET / USB
S STEP LIGHT
SA READING LIGHT
SS SUSPENDERS
TWV THIN WALL VERTICAL
$j JAMB SWITCH
$ SINGLE POLE SWITCH
$3 THREE WAY SWITCH
$3d THREE WAY WALL BOX DIMMER
$d SINGLE POLE WALL BOX DIMMER
$f EXHAUST FAN SWITCH WITH TIME OUT
$m INTEGRATED WALL BOX SMART DIMMER
SWITCHED OUTLET
T TRANSFORMER/DRIVER, WATTAGE TBD
TWW WALL MOUNTED MONORAIL
TWH THIN WALL HORIZONTAL
Tc TIME CLOCK
TL TABLE LAMP
TW MONORAIL SYSTEMS
U IN GROUND UPLIGHT
VA VANITY SCONCE
VP VAPOR PROOF FIXTURE
VP1 VAPOR PROOF WALL MOUNT
WW RECESS WALL WASHER
X WALL SCONCE W/ INTEGRAL SWITCH
Z SURFACE MOUNTED CEILING W/ LENS

David Craige | CLC | IALD
209 Hillside Lane
Telluride, CO 81435
970.729.1403

AR-52 RESIDENCE

PROJECT

ADAMS WAY
MOUNTAIN VILLAGE

ADDRESS

2021.03.16 DRB SUBMITTAL
2021.03.24 OAC NOTES

SUBMITTAL

SHEET INDEX

LX0 - SITE EXTERIOR LIGHTING PLAN
LX1 - LOWER LEVEL EXTERIOR LIGHTING PLAN
LX2 - MAIN LEVEL EXTERIOR LIGHTING PLAN
LX3 - UPPER LEVEL EXTERIOR LIGHTING PLAN
LX4 - EXTERIOR LIGHTING ELEVATIONS

DWG TITLE

UPPER LEVEL EXTERIOR LIGHTING PLAN

LX3

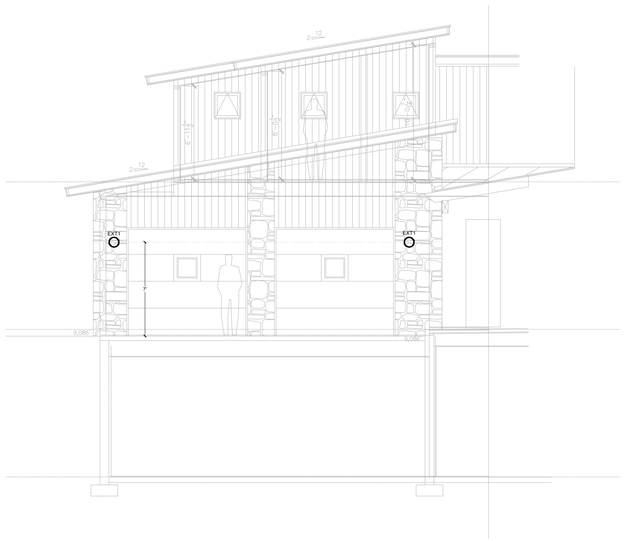

EAST ELEV AS OF 3-25-21

SOUTHEAST ELEV AS OF 3-25-21

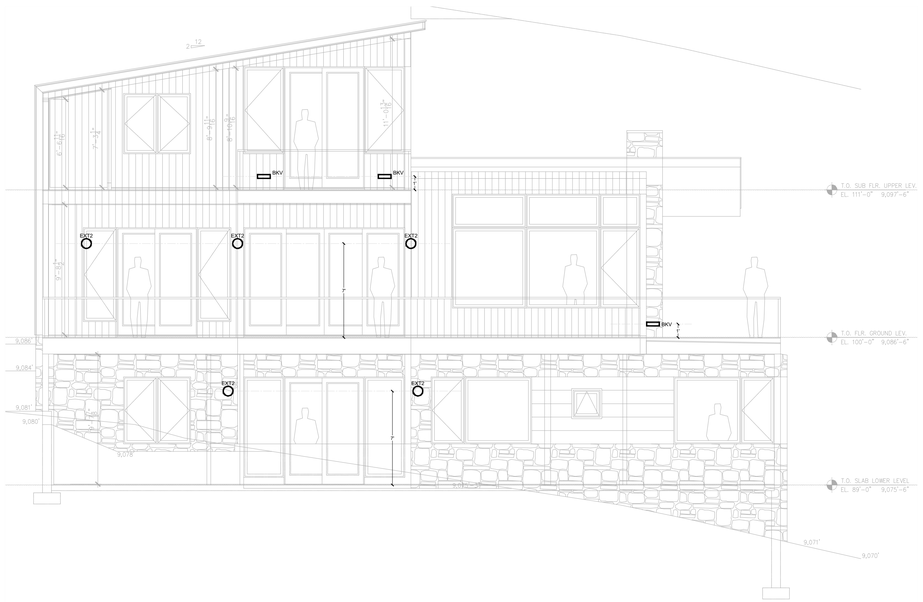

NORTHEAST ELEV AS OF 3-25-21

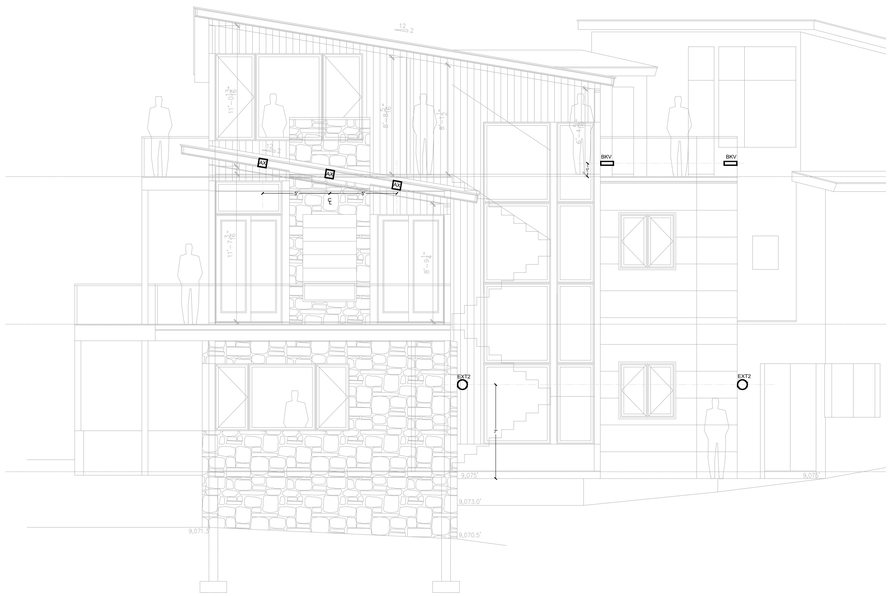

NORTHWEST ELEV AS OF 3-25-21

4
LX4
EXTERIOR LIGHTING ELEVATIONS
SCALE: 3/16" = 1'-0"

RECESS
BKV STEP LIGHT
EXT2 WALL SCONCE
EXT1 WALL SCONCE

David Craige | CLC | IALD
209 Hillside Lane
Telluride, CO 81435
970.729.1403

AR-52 RESIDENCE

PROJECT

ADAMS WAY
MOUNTAIN VILLAGE

ADDRESS

2021.03.16 DRB SUBMITTAL
2021.03.24 OAC NOTES

SUBMITTAL

LX0 - SITE EXTERIOR LIGHTING PLAN
LX1 - LOWER LEVEL EXTERIOR LIGHTING PLAN
LX2 - MAIN LEVEL EXTERIOR LIGHTING PLAN
LX3 - UPPER LEVEL EXTERIOR LIGHTING PLAN
LX4 - EXTERIOR LIGHTING ELEVATIONS

SHEET INDEX

EXTERIOR LIGHTING ELEVATIONS

DWG TITLE

LX4